



*ER2 Series Electric Chain Hoist (125kg to 5t)*

---

**Parts List**

# Contents

Contents .....	2
Introduction.....	2
Body size B: ER2-B	
• Body,gear case,motor .....	3
• Pinion,friction,gear .....	4
• Top/bottom hook,load chain,chain guide,chain container.....	5
• Controller cover electric component.....	6
• Controller cover electric component (Inverter dual speed).....	8
• Power supply cable, push button (Plug connection) .....	9
• Power supply cable, push button (Direct connection) .....	10
Body size C: ER2-C	
• Body,gear case,motor .....	11
• Pinion,friction,gear .....	12
• Top/bottom hook,load chain,chain guide,chain container.....	13
• Controller cover electric component.....	14
• Controller cover electric component (Inverter dual speed).....	16
• Power supply cable, push button (Plug connection) .....	17
• Power supply cable, push button (Direct connection) .....	18
Body size D: ER2-D	
• Body,gear case,motor .....	19
• Pinion,friction,gear .....	20
• Top/bottom hook,load chain,chain guide,chain container.....	21
• Controller cover electric component.....	22
• Controller cover electric component (Inverter dual speed).....	23
• Power supply cable, push button (Plug connection) .....	24
• Power supply cable, push button (Direct connection) .....	25
Body size E: ER2-E	
• Body,gear case,motor (Single & inverter dual speed) .....	26
• Body,gear case,motor (500V class dual speed).....	27
• Pinion,friction,gear (Single & inverter dual speed) .....	28
• Pinion,friction,gear (500V class dual speed) .....	29
• Top/bottom hook,load chain,chain guide,chain container.....	30
• Top/bottom hook,load chain,chain guide,chain container (Double chain fall).....	31
• Controller cover electric component.....	32
• Controller cover electric component (Inverter dual speed).....	33
• Power supply cable, push button (Plug connection) .....	34
• Power supply cable, push button (Direct connection) .....	35
Body size F: ER2-F	
• Body,gear case,motor .....	36
• Pinion,friction,gear .....	37
• Top/bottom hook .....	38
• Load chain, chain guide, chain container .....	39
• Top/bottom hook (Double chain fall).....	40
• Load chain, chain guide, chain container (Double chain fall).....	41
• Controller cover electric component.....	42
• Controller cover electric component (Inverter dual speed).....	43
• Power supply cable, push button (Plug connection) .....	44
• Power supply cable, push button (Direct connection) .....	45

# Introduction

## ■ Product code

This parts list provides information for the components for the ER2 series electric chain hoist. The product codes for the hoist are as shown in the following table. With regard to the components for the motorized or manual trolley, please refer to the MR2 motorized or TS2 manual trolley parts list.

Capacity	Body size	Product code			
		Single speed model		Dual speed model	
		Standard speed	Low/High speed	Standard speed	Low/High speed
125kg	ER2-B	-	ER2-001H*	-	ER2-001IH/HD*
250kg		ER2-003S	-	ER2-003IS/SD	-
250kg	ER2-C	-	ER2-003H*	-	ER2-003IH
500kg		ER2-005S	ER2-005L	ER2-005IS/SD	ER2-005IL/LD
1 t	ER2-D	ER2-010S	ER2-010L	ER2-010IS/SD	ER2-010IL/LD
1.5 t	ER2-E	ER2-015S	-	ER2-015IS/SD	-
2 t		ER2-020S	ER2-020L	ER2-020IS/SD	ER2-020IL/LD
2.5 t	ER2-F	ER2-025S	-	ER2-025IS/SD	-
3 t	ER2-E	ER2-030S	-	ER2-030IS/SD	-
5 t	ER2-F	ER2-050S	-	ER2-050IS/SD	-

Note) \* mark indicates high-speed model.

## ■ Voltage category and range

Voltage category	Motor Insulation Class	Voltage range		Control Voltage
		50Hz	60Hz	
230V Class	B	220V	220V	24V (24V to 26.4V)
		230V	230V	
400V Class	F	380V	380V	
		400V	440V	
		415V	-	
500V Class	B	500V	575V	
230/460V Class		208-230V	110V (110V to 120V)	
		415-460V		

## ■ How to use

**Note: All the part codes in this document are referentially listed. In placing an order, please deliver information as specified in "How to order".**

- (1) Choose a figure number of your desired part in the exploded view, and find its part name by referring to the list with the figure number.
- (2) X for the part code denotes "not available".
- (3) The blank for the part code denotes the variations depending on the voltage category.

## ■ Load chain

- (1) The load chain is hardened. Therefore do not extend the load chain.
- (2) When ordering a load chain, indicate the actual length or lifting height.

## ■ Push button cord complete set

When ordering a push button cord complete set, inform us of the cord length referring to the following table.

Body size	Push button cord length	Body size	Push button cord length
ER2-B	Lift (m) - 0.4m	ER2-E(single chain fall)	Lift (m) - 0.4m
ER2-C		ER2-E(double chain fall)	Lift (m) - 0.2m
ER2-D		ER2-F	

## ■ How to order

- (1) When placing an order, please inform us of the product code, power voltage, part name, part number and quantity.
- (2) For part price and delivery date, contact our distributor or Kito®.

# Body,gear case,motor

Body,gear case,motor

ER2-001H/IH/HD,ER2-003S/IS/SD,ER2-003H/IH

ER2-001H/IH/HD,ER2-003S/IS/SD,ER2-003H/IH

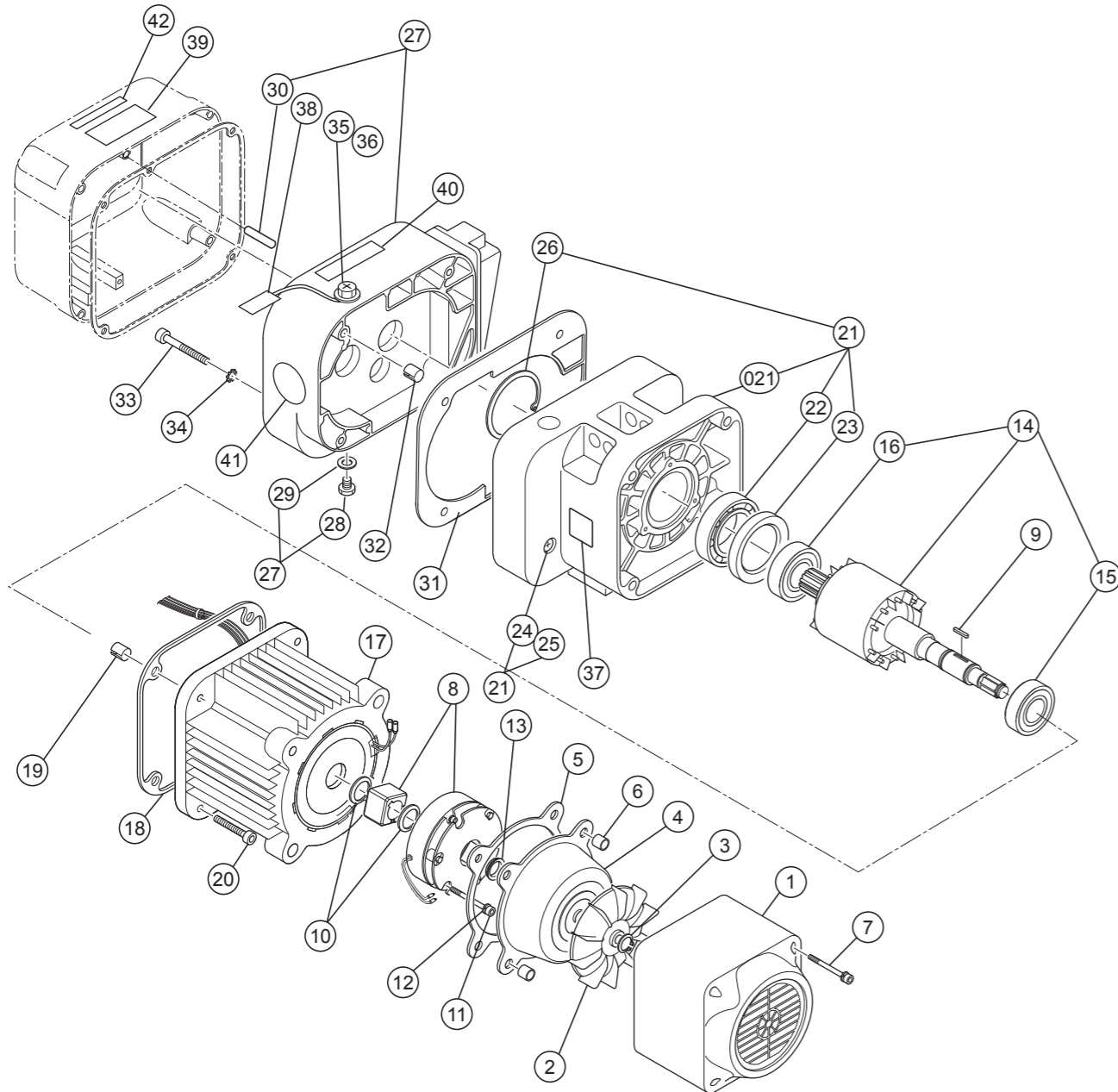
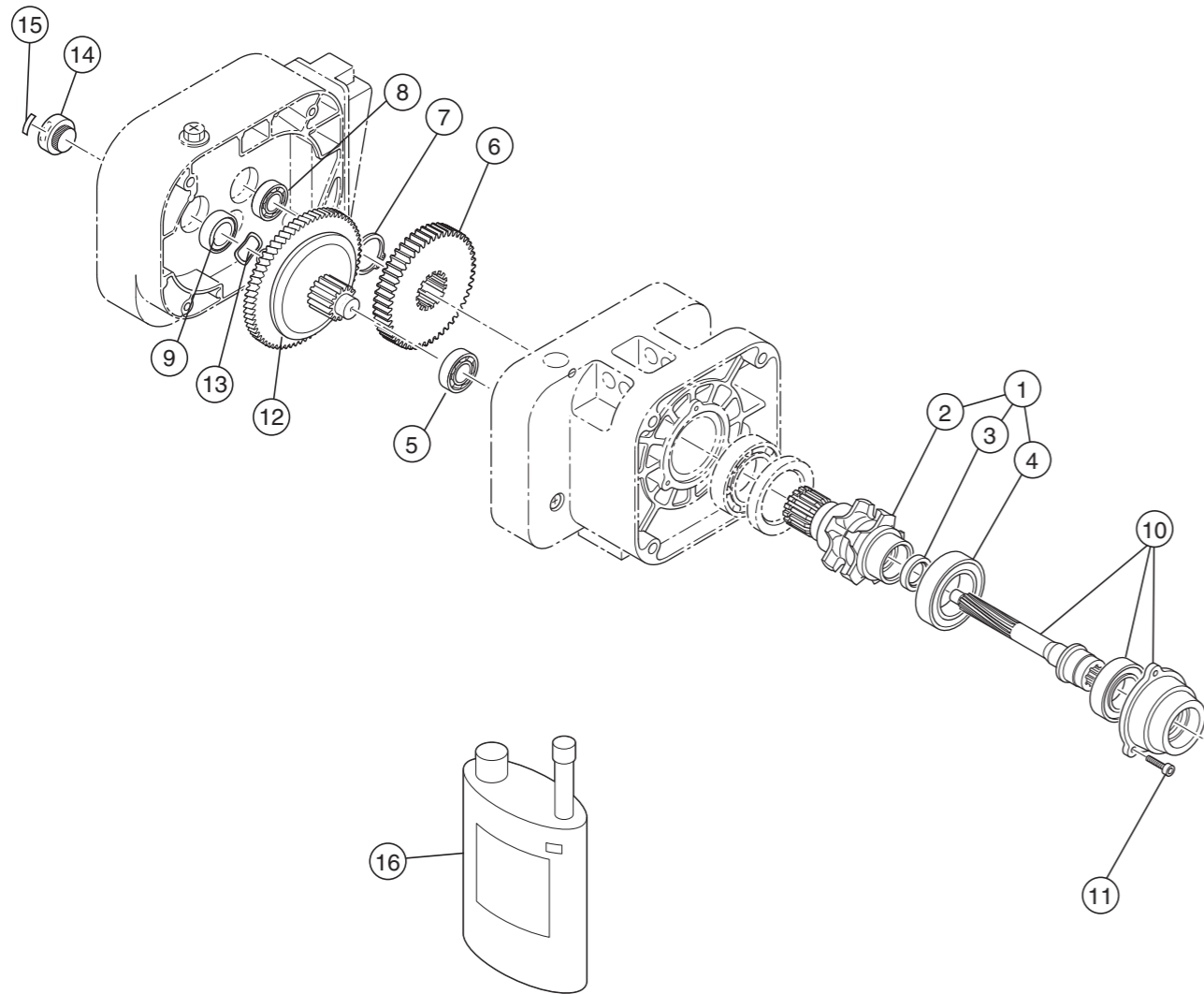


Figure No.	Part Number	Part Name	Quantity per unit	ER2-B				ER2-C	Remark
				ER2-001H/IH	ER2-001HD	ER2-003S/IS	ER2-003SD	ER2-003H/IH	
1	107	Fan cover	1	ER2BS9107	←	←	←	ER2CS9107	
2	108	Fan	1	ER2BS9108	←	←	←	ER2CS9108	
3	323	Snap ring	1	J1SS000-00013	←	←	←	←	For fan
4	115	Brake cover	1	ER2BS9115	←	←	←	ER2CS9115	
5	119	Packing B	1	ER2BS9119	←	←	←	ER2CS9119	For brake cover
6	140	Set pin S	2	E6SE005S9120	←	←	←	←	For fan cover, brake cover
7	160	Socket bolt	4	J1BE2-0504522	←	←	←	←	For fan cover, brake cover
8	1362	Electromagnetic brake assembly	1	MBABB0ECA	X	MBABB0ECA	X	MBABB09CA	230V Class
				MBABB0EYA	X	MBABB0EYA	X	MBABB09YA	400V Class
				MBABB0EKA	MBAKB05KA	MBABB0EKA	MBAKB05KA	MBABB09KA	500V Class
				MBABB0ENA	X	MBABB0ENA	X	MBABB09NA	230/460V Class
9	360	Key B	1	ER2CL9360	←	←	←	ER2CS9360	For electromagnetic brake
10	361	Snap ring	2	J1SS000-00019	←	←	←	J1SS000-00024	For electromagnetic brake
11	167	Socket bolt	3	J1BE1-0604024	←	←	←	←	For electromagnetic brake
12	168	Spring lock washer	3	J1WS011-20060	←	←	←	←	For electromagnetic brake
13	210	V ring	1	ER2CS9210	←	←	←	←	Packing between motor shaft and brake cover
14	5502	Motor shaft with rotor	1	ER2BS5502	ER2BB5502	ER2BS5502	ER2BB5502	ER2CS5502	
15	202	Ball bearing	1	J1GR0C0-06004	←	←	←	J1GR0C0-06005	For motor frame
16	208	Ball bearing	1	J1GR0C0-06203	←	←	←	J1GR0C0-06004	For bearing holder (for motor shaft)
17	5501	Motor frame with stator	1	ER2BFC03S5A1	X	ER2BFC03S5A1	X	ER2BFC05S5A1	230V Class
				ER2BFY03S5A1	X	ER2BFY03S5A1	X	ER2BFY05S5A1	400V Class
				ER2BKK03S5A1	ER2BKK03B5A1	ER2BKK03S5A1	ER2BKK03B5A1	ER2BKK05S5A1	500V Class
				ER2BKV03S5A1	X	ER2BKV03S5A1	X	ER2BKV05S5A1	230/460V Class
18	118	Packing M	1	ER2BS9118	←	←	←	ER2CS9118	For motor frame
19	138	Set pin S	2	E6SE005-9120	←	←	←	E6SE010S9120	For motor frame
20	155	Socket bolt	4	J1BE2-0603030	←	←	←	J1BE2-0803535	For motor frame
21	6101	Body B assembly	1	ER2BS6101	←	←	←	X	Dedicated body for friction
				X	X	X	X	ER2CS6101	Dedicated body for friction *1
021	101	Body B	1	ER2BS9101	←	←	←	X	Dedicated body for friction
22	243	Ball bearing	1	J1GR0A0-06006	←	←	←	J1GR0A0-06007	For load sheave (gear case side)
				←	←	←	←	E5SE005S9232	For load sheave (gear case side)
23	244	Oil seal	1	ER2BS9244	←	←	←	←	
24	133	Oil plug	1	E5FE003S9111	←	←	←	←	
25	136	Plug packing	1	E2YS005-9109	←	←	←	←	For oil plug
26	207	Snap ring	1	J1SR000-00055	←	←	←	J1SR000-00062	
27	6103	Gear case F assembly	1	ER2BS6103	X	ER2BS6103	X	ER2CS6103	Single speed *2
				ER2BI6103	ER2BS6103	ER2BI6103	ER2BS6103	ER2CS6103	Dual speed *2
28	133	Oil plug	1	E5FE003S9111	←	←	←	←	For gear case
29	136	Plug packing	1	E2YS005-9109	←	←	←	←	For oil plug
30	139	Spring pin	1	J1PS11-030020	←	←	←	J1PS11-060025	
31	116	Packing G	1	ER2BS9116	←	←	←	ER2CS9116	For gear case
32	137	Set pin S	2	E6SE005S9120	←	←	←	←	For gear case
33	151	Socket bolt	4	J1BE1-0605024	←	←	←	←	For gear case
34	152	Toothed lock washer	4	J1WH012-10060	←	←	←	←	For gear case
35	135	Oil plug B	1	WR2BS9135	←	←	←	←	For gear case
36	173	Eyebolt packing	1	E2YS005-9116	←	←	←	←	For oil plug B
37	960	Name plate load side E	1	ER1BS9960	←	←	←	←	Load side
38	953	Oil Full tag	1	ER1BS9953	←	←	←	←	
39	866	Warning sticker EE	1	E2DPX10S9866	←	←	←	←	
				ER2CS9936	X	ER2CS9936	X	ER2CS9936	230/460V Class
40	810	Name plate OF	1	ER1BS9890	←	←	←	←	
				ER2CS9845	X	ER2CS9845	X	ER2CS9845	230/460V Class
41	868	Name plate AD	1	ER1BH9868	←	ER1BS9868	←	ER1BH9868	Speed display
42	820	Warning sticker HW	1	ER2CI9806	X	ER2CI9806	X	ER2CI9806	For inverter dual speed

\*1 It is for ER2B body. Use with the exclusive Top Pin for ER2B.  
\*2 There are other built-in parts. See the following pages. (P4, P6, P7)

# Pinion,friction,gear

ER2-001H/IH/HD,ER2-003S/IS/SD,ER2-003H/IH



# Pinion,friction,gear

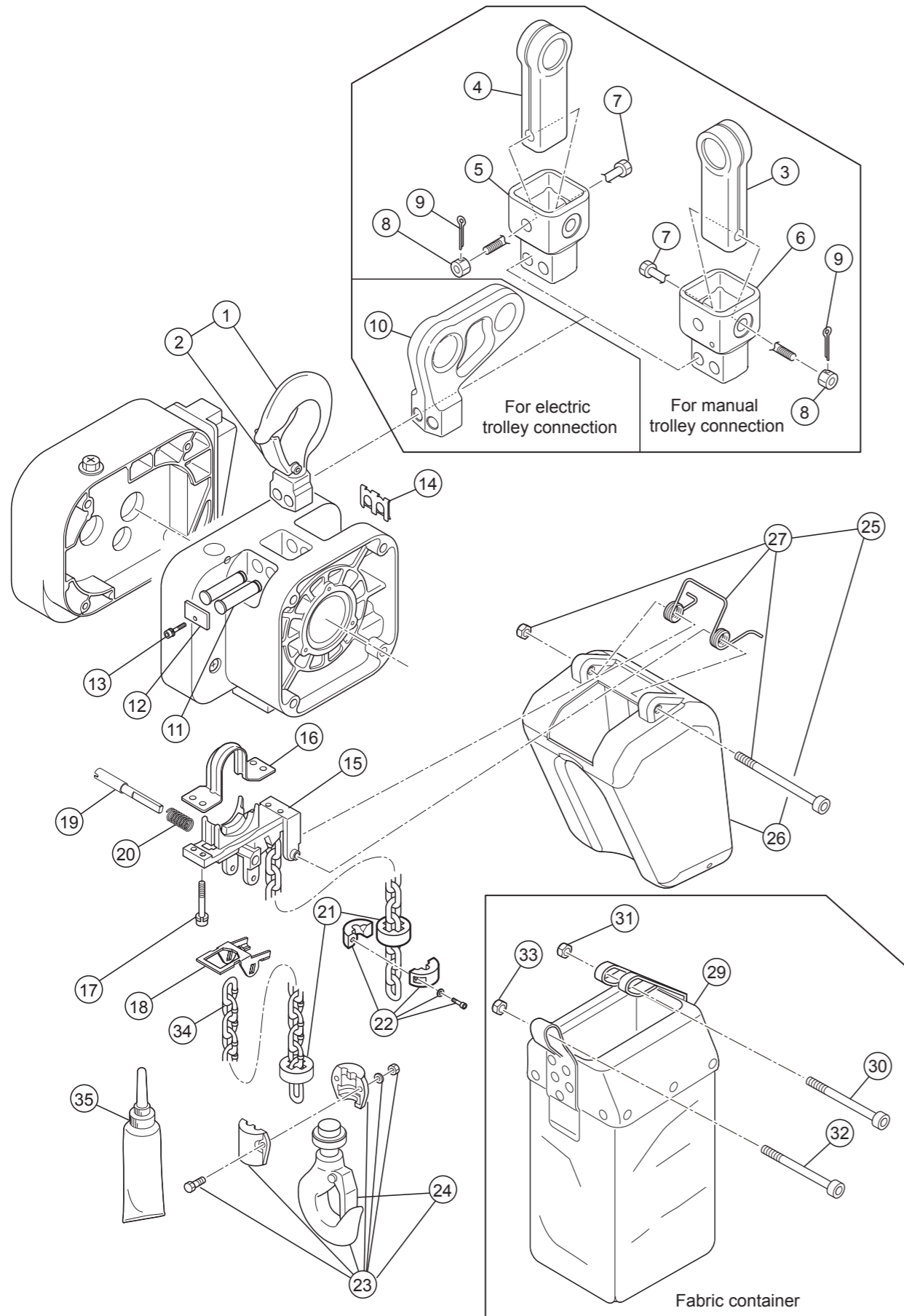
ER2-001H/IH/HD,ER2-003S/IS/SD,ER2-003H/IH

Figure No.	Part Number	Part Name	Quantity per unit	ER2-B				ER2-C	Remark
				ER2-001H/IH	ER2-001HD	ER2-003S/IS	ER2-003SD	ER2-003H/IH	
1	6241	Load sheave assembly	1	ER2BS6241	←	←	←	ER2CS6241	
2	241	Load sheave	1	ER2BS9241	←	←	←	ER2CS9241	
3	221	Oil seal	1	ER2BS9221	←	←	←	ER2CS9221	For pinion
4	242	Ball bearing	1	J1GR0B0-06006	←	←	←	J1GR020-06008	For load sheave (motor side)
5	238	Ball bearing	1	J1GR0A0-06202	←	←	←	J1GR0A0-06004	For gear #3 (body side)
6	240	Load gear	1	ER2BH9240	ER2BA9240	ER2BS9240	ER2BB9240	ER2CH9240	
7	245	Snap ring	1	J1SS000-00030	←	←	←	J1SS000-00035	For load gear
8	222	Ball bearing	1	J1GR000-06200	←	←	←	J1GR000-06201	For pinion (gear case side) *
9	233	Oil seal 22	1	E6LE005S9235	←	←	←	←	For seal collar *
10	5220	Pinion assembly	1	ER2BS5220	←	←	←	ER2CS5220	With bearing holder
11	164	Socket bolt	3	J1BE2-0501818	←	←	←	←	For bearing holder
12	1223	Friction clutch complete set	1	ER2BH1223	ER2BA1223	ER2BS1223	ER2BB1223	ER2CH1223	
13	234	Wave washer	1	E1DBX20S9311	←	←	←	←	
14	235	Nut cover	1	ER1CS9235	←	←	←	←	
15	840	Name plate FP	1	ER1BS9892	←	←	←	←	
	897			X	ER2CS9897	X	ER2CS9897		230 / 460V
16	1855S	Oil pot F (0.7L)	1	ER1BS1855	←	←	←	←	

\* Included in Gear case F assembly.(P3)

# Top/bottom hook,load chain,chain guide,chain container

## ER2-001H/IH/HD,ER2-003S/IS/SD,ER2-003H/IH



# Top/bottom hook,load chain,chain guide,chain container

## ER2-001H/IH/HD,ER2-003S/IS/SD,ER2-003H/IH

Figure No.	Part Number	Part Name	Quantity per unit	ER2-B		ER2-C	Remark
				ER2-001H/IH/HD	ER2-003S/IS/SD	ER2-003H/IH	
1	1001	Top hook assembly	1	ER2CS1001	←	←	
2	1002	Hook latch assembly	1	ER2CS1002	←	←	For top hook
3	004	Suspender	1	T7GB010-9004	←	←	For geared trolley connection
4	004	Suspender	1	T7PB005-9004	←	←	For plain trolley connection
5	027	Connection yoke PG	1	ER2CS5027	←	←	For manual trolley connection
6	032	Yoke bolt	1	ER1CS9032	←	←	For connection yoke
8	033	Slotted nut	1	J1NL001-10100	←	←	For connection yoke
9	034	Split pin	1	J1PW01-025018	←	←	For connection yoke
10	031	Suspender T	1	ER2DS9031	←	←	For MR connection
11	121	Top pin	2	ER2CS9121	←	X	
				X	X	ER2DS9121	For ER2B body connection
12	123	Plate A	1	ER2CS9123	←	←	For top pin
13	124	Socket bolt with spring lock washer	1	J1BG2-0601212	←	←	For plate A
14	186	Shaft clip	1	ER2CS9186	←	←	For top pin
15	331	Chain guide A	1	ER2BS9331	←	ER2CS9331	*
16	332	Chain guide B	1	ER2BS9332	←	ER2CS9332	*
17	346	Socket bolt with spring lock washer	4	J1BG2-0602525	←	←	For chain guide A, B
18	337	Limit lever	1	ER2BS9337	←	ER2CS9337	
19	338	Limit lever pin	1	ER2BS9338	←	ER2CS9338	
20	357	Limit lever spring	1	ER2CS9357	←	←	
21	053	Cushion rubber	2	ER2BS9053	←	ER1CS9053	
22	1041	Stopper assembly	1	E5FE003S1045	←	ER1CS1041	
23	1011	Bottom hook complete set	1	ER2BH1011	ER2BS1011	ER2CH1011	
24	1002	Hook latch assembly	1	ER2CS1002	←	←	Bottom hook
25	—	Chain container complete set	1	ER2BS1401SU_01	←	ER2CS1401SU_01	
26	1401	Chain container P assembly	1	ER2BS1401	←	ER2CS1401	Max. lifting height 6m
27	1416	Container spring assembly	1	ER2BS1416	←	ER2CS1416	
29	5402	Chain container (B0) assembly	1	ER2BS5402	←	X	Max. lifting height 8m for fabric
	5403	Chain container (C1) assembly	1	ER2CS5403	←	X	Max. lifting height 15m for fabric
	5403	Chain container (C1) assembly	1	X	X	ER2CS5403	Max. lifting height 8m for fabric
	5405	Chain container (C2) assembly	1	X	X	ER2CS5405	Max. lifting height 15m for fabric
30	417	Socket bolt	1	J1BE1-0807528	←	←	Container hanger A for fabric container side
31	418	Lever nut	1	C2BA100-9074	←	←	Container hanger A for fabric container side
32	419	Socket bolt	1	J1BE1-0604508	←	←	Container hanger B for fabric container side
33	420	U nut	1	E5SE003S9855	←	←	Container hanger B for fabric container side
34	874	Load chain	1	KAZN043W	←	KBAN060W	Nickel plating specification
35	1951	Lubricant tube assembly	1	ER2CS1951	←	←	

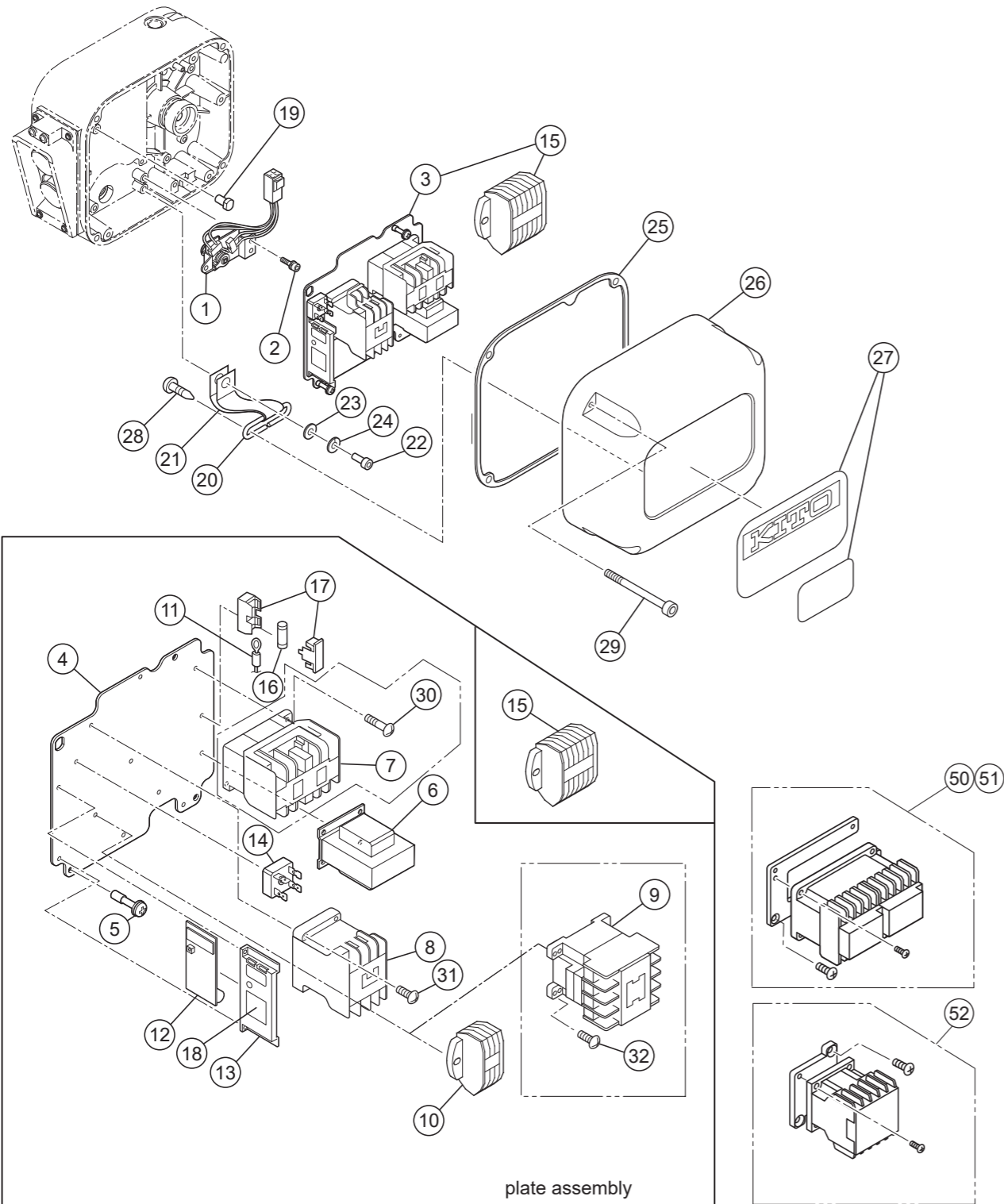
\* Please be aware of the following items regarding design changes made in August 2009 to chain guides A and B of the ER2-B series.  
 - Chain guides A and B prior to lot No. 97SY5262 must be purchased as a set.  
 - Chain guides A and B after lot No. 97SY5263 can be purchased separately, as before.

### Load chain

Body size		ER2-B		ER2-C
Type		ER2-001H/IH/HD	ER2-003S/IS/SD	ER2-003H/IH
Load chain number of falls		1		
Load chain wire diameter (mm)		φ4.3		φ6.0
Wire length allowance (m)	Lifting height 4m/6m	0.35/0.35		0.39/0.40
Total length (m)		Lifting height 4m/6m		4.35/6.35
				4.39/6.40

# Controller cover electric component

ER2-001H/HD,ER2-003S/SD,ER2-003H



# Controller cover electric component

ER2-001H/HD,ER2-003S/SD,ER2-003H

Figure No.	Part Number	Part Name	Quantity per unit	ER2-B		ER2-C	Remark
				ER2-001H/HD	ER2-003S/SD	ER2-003H	
1	1060	Limit switch complete set	1	ER2CI1060	←	←	
2	124	Socket bolt with spring lock washer	3	J1BG1-0601212	←	←	For limit switch
3	1441	Plate assembly	1	ER2BFC03S5A2	←	ER2BFC05S5A2	230V Class
				ER2BFY03S5A2	←	ER2BFY05S5A2	400V Class
				ER2BFA03S5A2	←	ER2BFA05S5A2	500V Class
				ER2GHM03S5A2	←	ER2GHM05S5A2	230/460V Class
				ER2BFA03B5A2	←	X	500V Class dual speed
4	441	Plate	1	ER2BS9441	←	ER2CS9441	
5	445	Plate screw	3	ER1BS9445	←	←	
6	577	Transformer	1	TRF12C211	←	TRF13C211	230V Class
				TRF12Y211	←	TRF13Y211	400V Class
				TRF12A211	←	TRF13A211	500V Class
				TRF72V611	←	TRF73V611	230/460V Class
7	578	Electromagnetic contactor	1	MGC22402A	←	X	230V, 400V, 500V Class For Lot No. ER2A *1
				MGC23302I	←	X	230V, 400V, 500V Class For Lot No. ER2B
				MGC23406C	←	X	230/460V Class For Lot No. ER2A *2
				MGC23306R	←	X	230/460V Class For Lot No. ER2B
				X	X	MGC23402A	230V, 400V, 500V Class
				X	X	MGC23406A	230/460V Class
8	580	Electromagnetic contactor	1	MGC14302C	←	←	For emergency stop, 200V, 400V, 500V Class
				MGC14306C	←	←	For emergency stop, 230/460V Class
9	579	Electromagnetic contactor	1	MGC12222C	←	X	500V Class dual speed For Lot No. ER2A *3
				MGC12222D	←	X	500V Class dual speed For Lot No. ER2B
10	581	Terminal plate 3P	1	ECP1303AB	←	←	230/460V Class
11	583	Lead wire	1	ER2BEE03S9A2	←	ER2BEE05S9A2	
				ER2GHM03S9A2	←	ER2GHM05S9A2	230/460V Class
				ER2BFA03B9A2	←	X	500V Class dual speed
12	1582	CH meter	1	ECP91CHAD	←	ECP91CHAC	
				ECP91CHAF	←	ECP91CHAE	230/460V Class
13	597	CH meter support	1	ECP99BKBA	←	←	
14	598	Rectifier	1	ECP93DIAA	←	←	
15	601	Terminal plate 6P	1	ECP1306AD	←	←	230/460V Class
16	602	Fuse	1	ECP91FZ02	←	←	
				ECP91FZ05	←	←	230/460V Class
17	603	Fuse holder	1	ECP92FZAA	←	←	
18	838	Name plate CH	1	ECP99CHAA	←	←	
30	612	Machine screw with spring washer	2	J1AP2-4001212	←	X	For forward/reverse switching
		Machine screw with spring washer	2	X	X	J1AW2-4001616	
31	615	Machine screw with spring washer	2	J1AW2-4001616	←	←	For emergency stop
32	613	Machine screw with spring washer	2	J1AP2-4001212	←	X	500V Class dual speed
19	449	Fulcrum pin	1	ER2CS9449	←	←	Plate rotation center pin *
20	456	Cover suspender	1	ER2CS9456	←	←	*
21	457	Cover belt	1	ER2CS9457	←	←	*
22	458	Socket bolt	1	J1BE2-0601616	←	←	For belt (attached to gear case) *
23	459	Plain washer	1	ER1BS9436	←	←	For belt (attached to gear case) *
24	460	Spring lock washer	1	J1WS011-20060	←	←	For belt (attached to gear case) *
25	117	Packing C	1	ER2BS9117	←	ER2CS9117	For controller cover
26	104	Controller cover	1	ER2BS9104	←	ER2CS9104	

**Controller cover electric component**

**ER2-001H/HD,ER2-003S/SD,ER2-003H**

Figure No.	Part Number	Part Name	Quantity per unit	ER2-B		ER2-C	Remark
				ER2-001H/HD	ER2-003S/SD	ER2-003H	
27	800	Name plate B	1	X	ER2BJC03S9A3	X	For single speed
	801	Name plate B	1	ER2BJC03S9A5	X	ER2BJC05S9A5	
	802	Name plate D	1	ER2BJC01H9A6	X	ER2BJC03H9A6	
	801	Name plate B	1	X	ER2BJC03S9A5	X	500V Class dual speed
	802	Name plate D	1	X	ER2BJC03S9A6	X	
28	114	Pan head machine screw	2	J1AK2-5001212	←	←	For cover suspender (attached to controller cover)
29	153	Socket bolt with spring lock washer	4	J1BG2-0504022	←	←	For controller cover

\* Included in Gear case F assembly.(P3)

\*1 Contactor Replacement : If the contactor MGC22402A for Lot.No.ER2A is not available, use the following (No.50).  
After replacing with the following, use the following for replenishment as well.

50	1578	Electromagnetic contactor complete set	1	MGSC1052B	With Electromagnetic contactor, Attachment spacer, Machine screw
----	------	--	---	-----------	--

\*2 Contactor Replacement : If the contactor MGC23406C for Lot.No.ER2A is not available, use the following (No.51).  
After replacing with the following, use the following for replenishment as well.

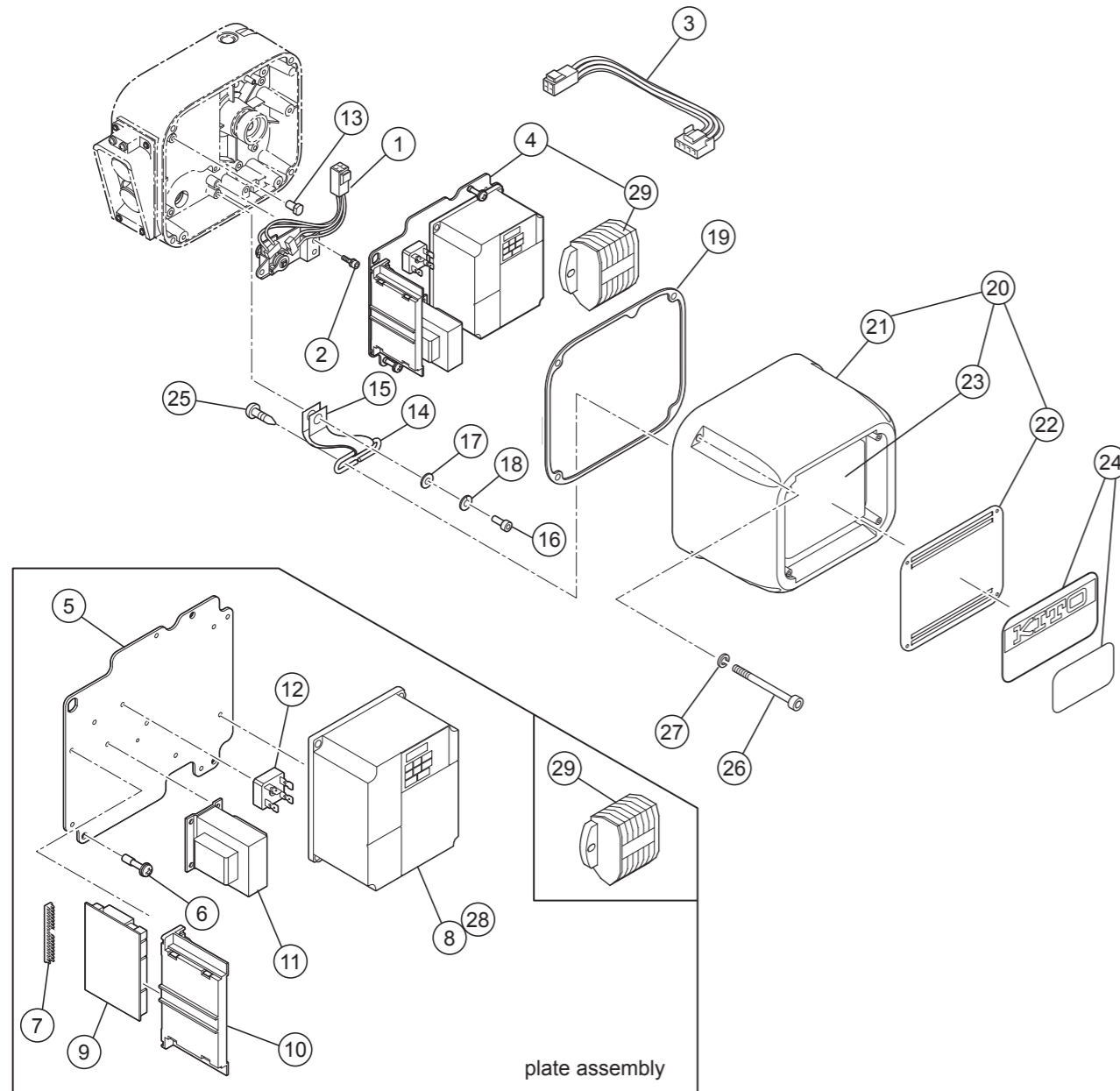
51	1578	Electromagnetic contactor complete set	1	MGSC1056B	With Electromagnetic contactor, Attachment spacer, Machine screw
----	------	--	---	-----------	--

\*3 Contactor Replacement : If the contactor MGC12222C for Lot.No.ER2A is not available, use the following (No.52).  
After replacing with the following, use the following for replenishment as well.

52	1579	Electromagnetic contactor complete set	1	MGSC1052A	With Electromagnetic contactor, Attachment spacer, Machine screw
----	------	--	---	-----------	--

# Controller cover electric component (Inverter dual speed)

ER2-001IH,ER2-003IS,ER2-003IH



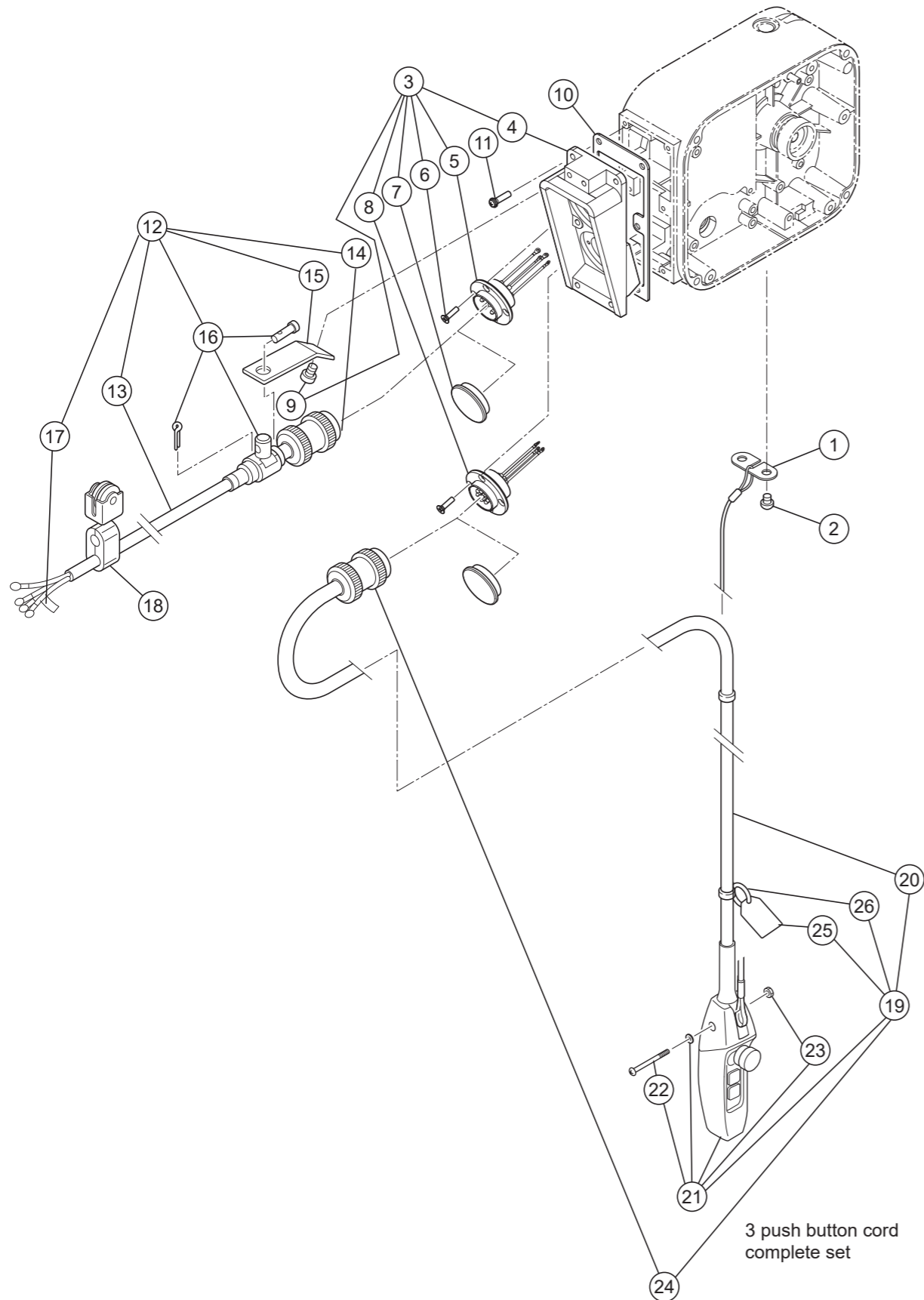
# Controller cover electric component (Inverter dual speed)

ER2-001IH,ER2-003IS,ER2-003IH

Figure No.	Part Number	Part Name	Quantity per unit	ER2-B		ER2-C	Remark
				ER2-001IH	ER2-003IS	ER2-003IH	
1	1060	Limit switch complete set	1	ER2CI1060	←	←	
2	124	Socket bolt with spring lock washer	3	J1BG1-0601212	←	←	For limit switch
3	554	LS harness	1	ER2CI9554	←	←	
4	1441	Plate assembly	1	ER2BFC03I5A2	←	ER2BFC05I5A2	230V Class
				ER2BFY03I5A2	←	ER2BFY05I5A2	400V Class
				ER2BHE03I5A2	←	ER2BHE05I5A2	230/460V(230V) Class
				ER2BHN03I5A2	←	ER2BHN05I5A2	230/460V(460V) Class
5	441	Plate	1	ER2BI9441	←	ER2CI9441	
6	445	Plate screw	3	ER1BS9445	←	←	
7	448	Bushing	1	ECP99JBAC	←	←	
8	1571	Inverter assembly	1	INV60FC21	←	INV615C21	230V Class
				INV60FY21	←	INV615Y21	400V Class
				INV60FH21	←	INV615H21	230/460V(230V) Class
				INV60FM21	←	INV615M21	230/460V(460V) Class
9	508	Interface board	1	ECP91KB01	←	←	
				ECP91KB02	←	←	230/460V Class
10	509	Board support	1	ECP99BKAA	←	←	
11	577	Transformer	1	TRF12C212	←	←	230V Class
				TRF12Y212	←	←	400V Class
				TRF32C612	←	←	230/460V(230V) Class
				TRF32N612	←	←	230/460V(460V) Class
12	598	Rectifier	1	ECP93DIAA	←	←	
28	583	Lead wire	1	ER2BEE03I9A2	←	←	
				ER2BHE03I9A2	←	←	230/460V Class
29	601	Terminal plate 6P	1	ECP1306AD	←	←	230/460V Class
13	449	Fulcrum pin	1	ER2CS9449	←	←	Plate rotation center pin *
14	456	Cover suspender	1	ER2CS9456	←	←	*
15	457	Cover belt	1	ER2BI9457	←	ER2CS9457	*
16	458	Socket bolt	1	J1BE2-0601616	←	←	For cover belt (attached to gear case) *
17	459	Plain washer	1	ER1BS9436	←	←	For cover belt (attached to gear case) *
18	460	Spring lock washer	1	J1WS011-20060	←	←	For cover belt (attached to gear case) *
19	117	Packing C	1	ER2BI9117	←	ER2CS9117	For controller cover
20	2104	Controller cover assembly	1	ER2BI2104	←	ER2CI2104	230V, 230/460V(230V) Class
				ER2BI1104	←	ER2CI1104	400V, 230/460V(460V) Class
21	104	Controller cover	1	ER2BI9104	←	ER2CI9104	
22	185	Resistor cover	1	ER2BI9185	←	ER2CI9185	
23	505	Braking resistor assembly	1	INV70EE16	←	INV709E16	230V, 230/460V(230V) Class
				INV70EY16	←	INV709Y16	400V, 230/460V(460V) Class
24	800	Name plate B	1	X	ER2BJC03I9A3	X	
	801	Name plate B	1	ER2BJC03I9A5	X	ER2BJC05I9A5	
	802	Name plate D	1	ER2BJC01H9A6	X	ER2BJC03H9A6	
25	114	Pan head machine screw	2	J1AK2-5001212	←	←	For cover suspender (attached to controller cover)
26	153	Socket bolt	4	J1BE2-0504022	←	←	For controller cover
27	154	Toothed lock washer	4	J1WH012-10050	←	←	For controller cover

# Power supply cable, push button (Plug connection)

ER2-001H/IH/HD,ER2-003S/IS/SD,ER2-003H/IH



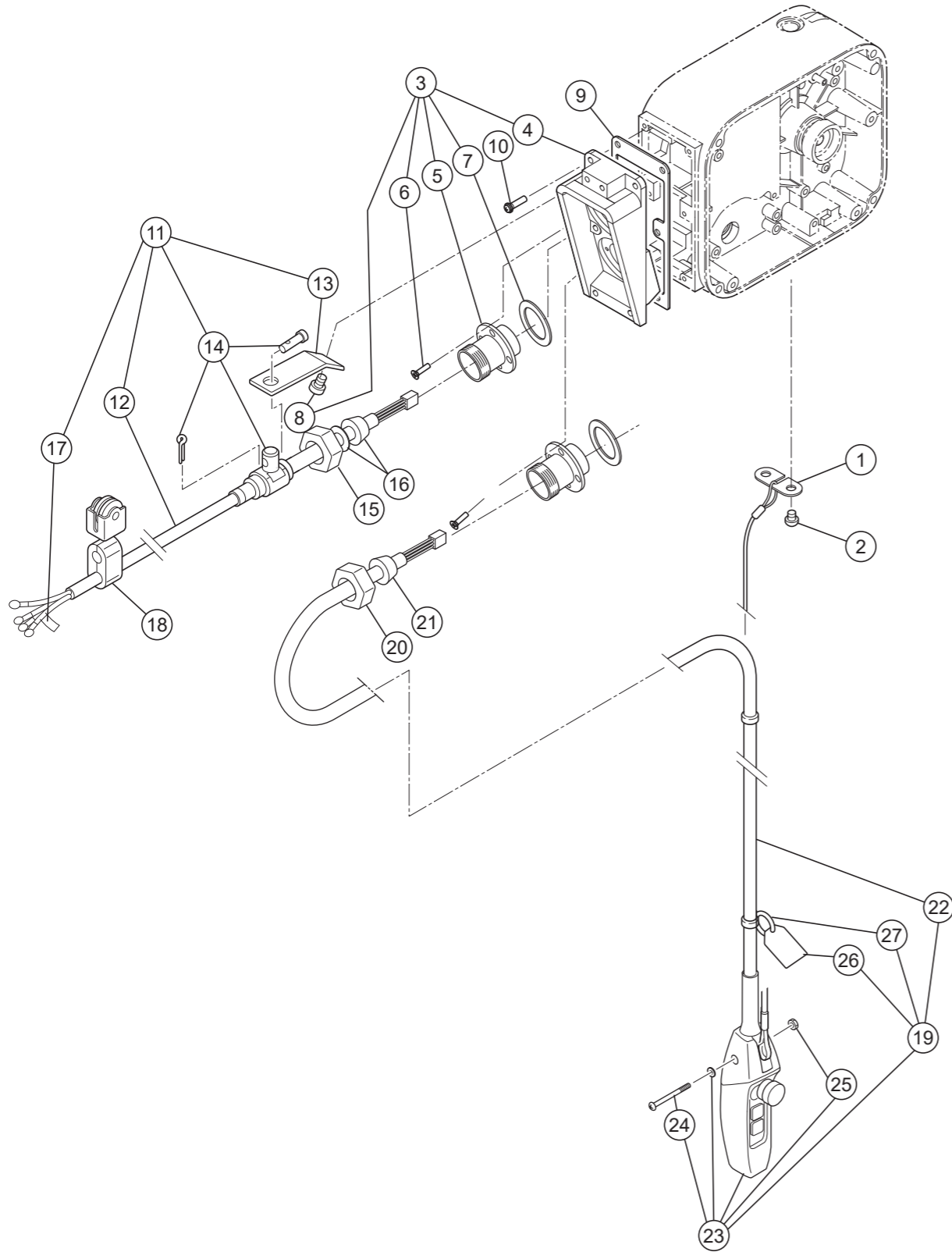
# Power supply cable, push button (Plug connection)

ER2-001H/IH/HD,ER2-003S/IS/SD,ER2-003H/IH

Figure No.	Part Number	Part Name	Quantity per unit	ER2-B		ER2-C	Remark
				ER2-001H/IH/HD	ER2-003S/IS/SD	ER2-003H/IH	
1	535	Cord support (wire stopper)	1	ER1BS9534	←	←	
2	536	Machine screw with spring washer	2	J1AP2-5001212	←	←	For cord support L
3	1511	Socket frame complete set	1	ER2CS3511	←	←	230V, 400V, 500V Class
				ER2CS4511	←	←	230/460V Class
				ER2CI3511	←	←	230V, 400V Class dual speed
				ER2CI4511	←	←	230/460V Class dual speed
				ER2CB3511	←	X	500V Class dual speed
4	511	Socket frame	1	ER2CS9511	←	←	
5	1523	Socket 4P assembly	1	ER2CS1523	←	←	230V, 400V, 500V Class
				ER2CS2523	←	←	230/460V Class
				ER2CI1523	←	←	230V, 400V Class dual speed
				ER2CI2523	←	←	230/460V Class dual speed
				ER2CS1523	←	X	500V Class dual speed
6	537	Tapping flat head machine screw	8	E6SE003S9551	←	←	For socket 4P, 8P
7	538	Socket cover 4P	2	E0YS005-9973	←	←	For socket 4P, 8P; Attached upon assembly packaging
8	1564	Socket 8P assembly	1	ER2CS2564	←	←	230V, 400V, 500V Class
				ER2CS2564	←	←	230/460V Class
				ER2CI2564	←	←	230V, 400V Class dual speed
				ER2CI2564	←	←	230/460V Class dual speed
				ER2CB2564	←	←	500V Class dual speed
9	546	Machine screw with spring washer	2	J1AP2-6001616	←	←	For cable arm
10	512	Socket frame packing	1	ER2CS9512	←	←	For socket frame
11	516	Machine screw with spring washer	6	J1AP2-5002020	←	←	For socket frame
12	1521	Power supply cable assembly	1	ZBZA12CJ1000	←	←	
				ZBZA12CH1000	←	←	230/460V Class
13	521	Cable	1	Z2CU401-0000	←	←	
				ZDCC401-0000	←	←	230/460V Class
14	522	Plug 4P	1	ECP2304AD	←	←	
15	541	Cable support arm	1	ER1BS9541	←	←	
16	1542	Cable support 12 assembly	1	E7AX003S2822	←	←	
17	823	Name plate G	1	E6LE010S9806	←	←	
18	1527	Cable hanger 14 assembly	n	E6AX003S1527	←	←	
19	1557	Push button cord EH complete set	1	ZB10025W1000	←	←	230V, 400V, 500V Class
				ZB10025I5000	←	←	230/460V Class
				ZB20025W1000	←	←	230V, 400V, 500V Class dual speed
				ZB20025I5000	←	←	230/460V Class dual speed
20	557	Cable	1	Z3CR401-0000	←	←	230V, 400V, 500V Class
				Z3CH401-0000	←	←	230/460V Class
				Z3CR501-0000	←	←	230V, 400V, 500V Class dual speed
				Z3CH601-0000	←	←	230/460V Class dual speed
21	1561	3 push button switch assembly	1	SWDB100AA	←	←	230V, 400V, 500V Class
				SWDH100AA	←	←	230/460V Class
				SWDB200AA	←	←	230V, 400V, 500V Class dual speed
				SWDH200AA	←	←	230/460V Class dual speed
22	626	Machine screw with spring washer	1	J1AP2-4002608	←	←	
23	627	Nut	1	J1AN004-10040	←	←	
24	566	Plug 8P	1	ECP2108AA	←	←	Single speed
				ECP2108AB	←	←	Dual speed
25	567	Warning tag PB	1	SWD9013AB	←	←	
				SWD9013AD	←	←	230/460V Class
26	568	Tag holder	1	E7SE003S9787	←	←	

# Power supply cable, push button (Direct connection)

ER2-001H/IH,ER2-003S/IS,ER2-003H/IH



3 push button cord complete set

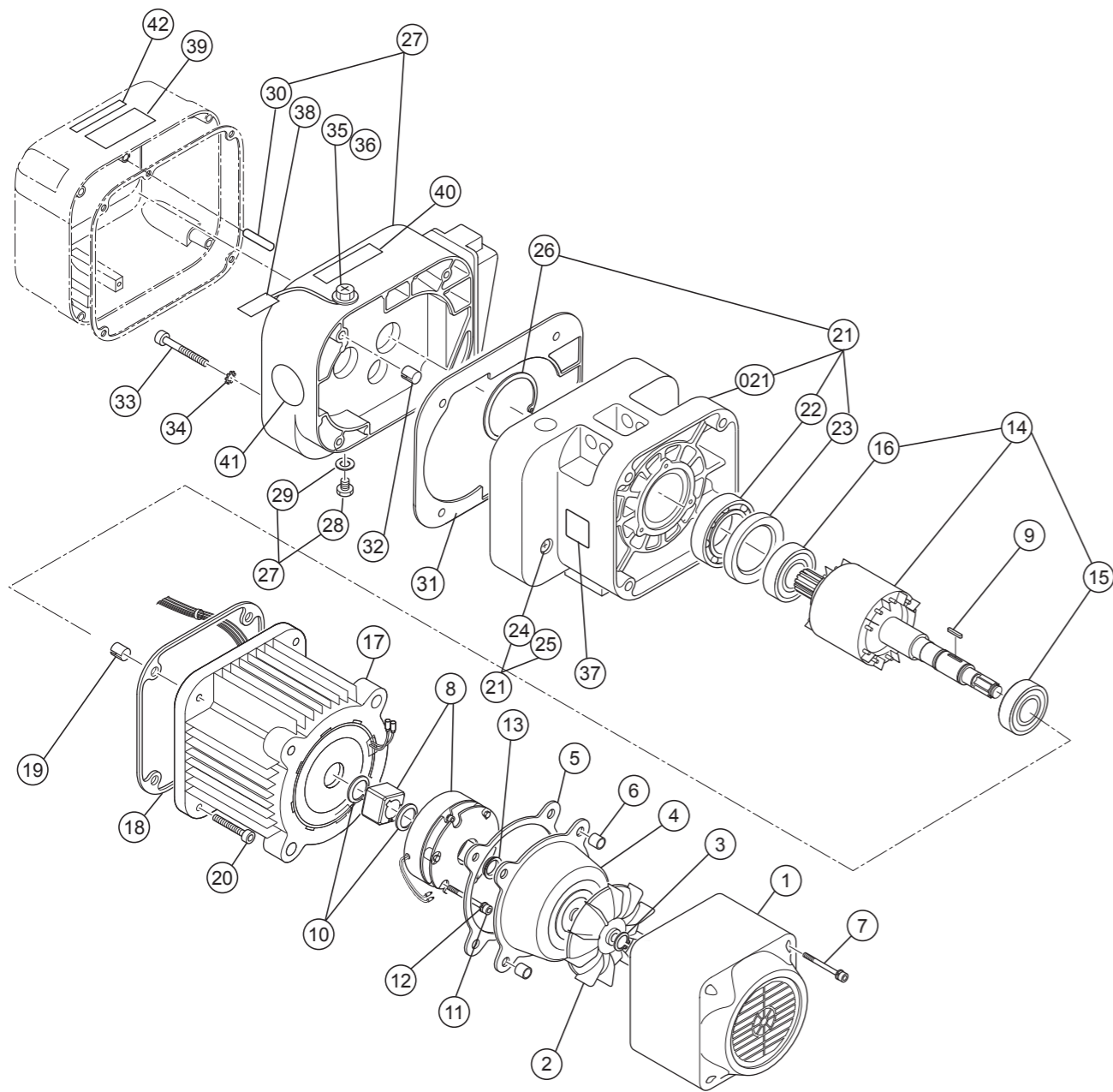
# Power supply cable, push button (Direct connection)

ER2-001H/IH,ER2-003S/IS,ER2-003H/IH

Figure No.	Part Number	Part Name	Quantity per unit	ER2-B		ER2-C	Remark
				ER2-001H/IH	ER2-003S/IS	ER2-003H/IH	
1	535	Cord support(wire stopper)	1	ER1BS9534	←	←	
2	536	Machine screw with spring washer	2	J1AP2-5001212	←	←	For cord support L
3	2511	Socket frame complete set	1	ER2CS2511	←	←	
4	511	Socket frame	1	ER2CS9511	←	←	
5	575	Holder C	2	ECP5924AL	←	←	
6	517	Tapping machine screw	8	ER1BS9517	←	←	For holder C
7	568	Holder packing	2	ECP5924AM	←	←	For holder C
8	546	Machine screw with spring washer	2	J1AP2-6001616	←	←	For cable support arm
9	512	Socket frame packing	1	ER2CS9512	←	←	
10	516	Machine screw with spring washer	6	J1AP2-5002020	←	←	For socket frame
11	1521	Power supply cable assembly	1	ZBZB12CJ1000	←	←	
12	521	Cable	1	Z2CU401-0000	←	←	
13	541	Cable support arm	1	ER1BS9541	←	←	
14	1542	Cable support 12 assembly	1	E7AX003S2822	←	←	
15	569	Holder A	1	ECP5924AA	←	←	
16	574	Cable packing	1	ECP6912AA	←	←	
17	823	Name plate G	1	E6LE010S9806	←	←	
18	1527	Cable hanger 14 assembly	n	E6AX003S1527	←	←	
19	1557	Push button cord EH complete set	1	ZBS0025W1000	←	←	Single speed
				ZBD0025W1000	←	←	Dual speed
20	341	Holder A	1	ECP5924AA	←	←	
21	351	Cable packing	1	ECP6912AA	←	←	Single speed
				ECP6914AA	←	←	Dual speed
22	557	Cable	1	Z3CR401-0000	←	←	Single speed
				Z3CR501-0000	←	←	Dual speed
23	1561	3 push button switch assembly	1	SWDB100AA	←	←	Single speed
				SWDB200AA	←	←	Dual speed
24	626	Machine screw with spring washer	1	J1AP2-4002608	←	←	
25	627	Nut	1	J1AN004-10040	←	←	
26	567	Warning tag PB	1	SWD9013AB	←	←	
27	568	Tag holder	1	E7SE003S9787	←	←	

# Body,gear case,motor

## ER2-005S/IS/SD,ER2-005L/IL/LD



# Body,gear case,motor

## ER2-005S/IS/SD,ER2-005L/IL/LD

Figure No.	Part Number	Part Name	Quantity per unit	ER2-C				Remark
				ER2-005S/IS	ER2-005SD	ER2-005L/IL	ER2-005LD	
1	107	Fan cover	1	ER2CS9107	←	ER2CL9107	←	
2	108	Fan	1	ER2CS9108	←	ER2CL9108	←	
3	323	Snap ring	1	J1SS000-00013	←	←	←	For fan
4	115	Brake cover	1	ER2CS9115	←	ER2CL9115	←	
5	119	Packing B	1	ER2CS9119	←	ER2CL9119	←	For brake cover
6	140	Set pin S	2	E6SE005S9120	←	←	←	For fan cover, brake cover
7	160	Socket bolt	4	J1BE2-0504522	←	←	←	For fan cover, brake cover
8	1362	Electromagnetic brake assembly	1	MBABB09CA	X	MBABB0ECA	X	230V Class
				MBABB09YA	X	MBABB0EYA	X	400V Class
				MBABB09KA	MBAKB09KA	MBABB0EKA	MBAKB05KA	500V Class
				MBABB09NA	X	MBABB0ENA	X	230/460V Class
9	360	Key B	1	ER2CS9360	ER2CL9360	←	←	For electromagnetic brake
10	361	Snap ring	2	J1SS000-00024	J1SS000-00019	←	←	For electromagnetic brake
11	167	Socket bolt	3	J1BE1-0604024	←	←	J1BE1-0603524	For electromagnetic brake
12	168	Spring lock washer	3	J1WS011-20060	←	←	←	For electromagnetic brake
13	210	V ring	1	ER2CS9210	←	←	←	Packing between motor shaft and brake cover
14	5502	Motor shaft with rotor	1	ER2CS5502	ER2CB5502	ER2CL5502	ER2CC5502	
15	202	Ball bearing	1	J1GR0C0-06005	←	J1GR0C0-06004	←	For motor frame
16	208	Ball bearing	1	J1GR0C0-06004	←	←	←	For bearing holder (for motor shaft)
17	5501	Motor frame with stator	1	ER2BFC05S5A1	X	ER2BFC05L5A1	X	230V Class
				ER2BFY05S5A1	X	ER2BFY05L5A1	X	400V Class
				ER2BKK05S5A1	ER2BKK05B5A1	ER2BKK05L5A1	ER2BKK05C5A1	500V Class
				ER2BKV05S5A1	X	ER2BKV05L5A1	X	230/460V Class
18	118	Packing M	1	ER2CS9118	←	←	←	For motor frame
19	138	Set pin S	2	E6SE010S9120	←	←	←	For motor frame
20	155	Socket bolt	4	J1BE2-0803535	←	←	←	For motor frame
21	6101	Body B assembly	1	ER2CS6101	←	←	←	Dedicated body for friction *1
021	101	Body B	1	ER2CS9101	←	←	←	Dedicated body for friction *1
22	243	Ball bearing	1	J1GR0A0-06007	←	←	←	For load sheave (gear case side)
23	244	Oil seal	1	E5SE005S9232	←	←	←	For load sheave (gear case side)
24	133	Oil plug	1	E5FE003S9111	←	←	←	
25	136	Plug packing	1	E2YS005-9109	←	←	←	For oil plug
26	207	Snap ring	1	J1SR000-00062	←	←	←	
27	6103	Gear case F assembly	1	ER2CS6103	←	←	←	*2
28	133	Oil plug	1	E5FE003S9111	←	←	←	For gear case
29	136	Plug packing	1	E2YS005-9109	←	←	←	For oil plug
30	139	Spring pin	1	J1PS11-060025	←	←	←	
31	116	Packing G	1	ER2CS9116	←	←	←	For gear case
32	137	Set pin S	2	E6SE005S9120	←	←	←	For gear case
33	151	Socket bolt	4	J1BE1-0605024	←	←	←	For gear case
34	152	Toothed lock washer	4	J1WH012-10060	←	←	←	For gear case
35	135	Oil plug B	1	WR2BS9135	←	←	←	For gear case
36	173	Eyebolt packing	1	E2YS005-9116	←	←	←	For oil plug B
37	960	Name plate load side E	1	ER1BS9960	←	←	←	Load side
38	953	Oil Full tag	1	ER1BS9953	←	←	←	
39	866	Warning sticker EE	1	E2DPX10S9866	←	←	←	
	935	Warning sticker E	1	ER2CS9936	X	ER2CS9936	X	230/460V Class
40	810	Name plate OF	1	ER1BS9890	←	←	←	
				ER2CS9845	X	ER2CS9845	X	230/460V Class
41	868	Name plate AD	1	ER1BS9868	←	ER1BL9868	←	Speed display
42	820	Warning sticker HW	1	ER2CI9806	X	ER2CI9806	X	For inverter dual speed

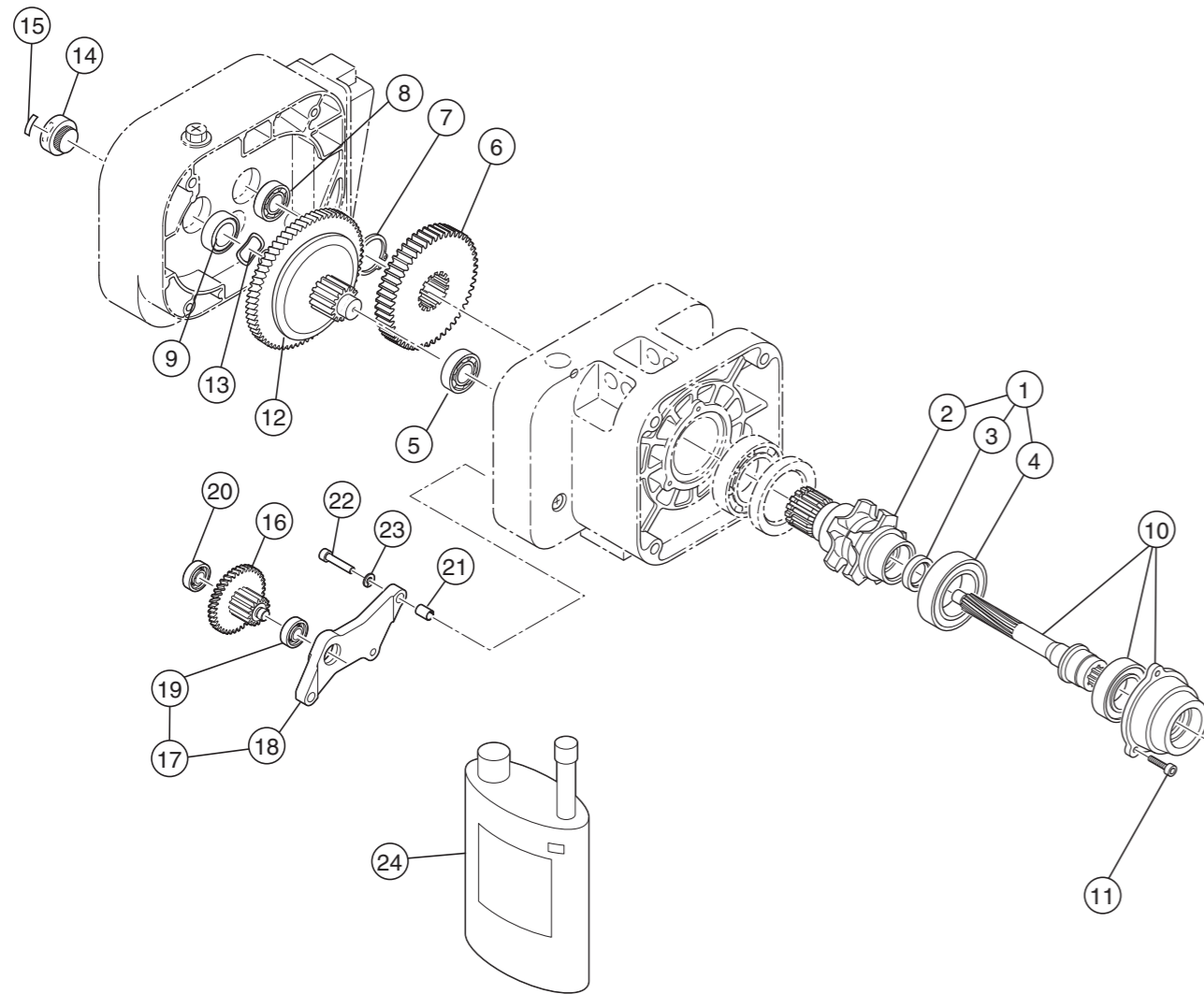
\*1 It is for ER2B body. Use with the exclusive Top Pin for ER2B.

\*2 There are other built-in parts. See the following pages. (P11, P13, P14)

# Pinion,friction,gear

Pinion,friction,gear

## ER2-005S/IS/SD,ER2-005L/IL/LD



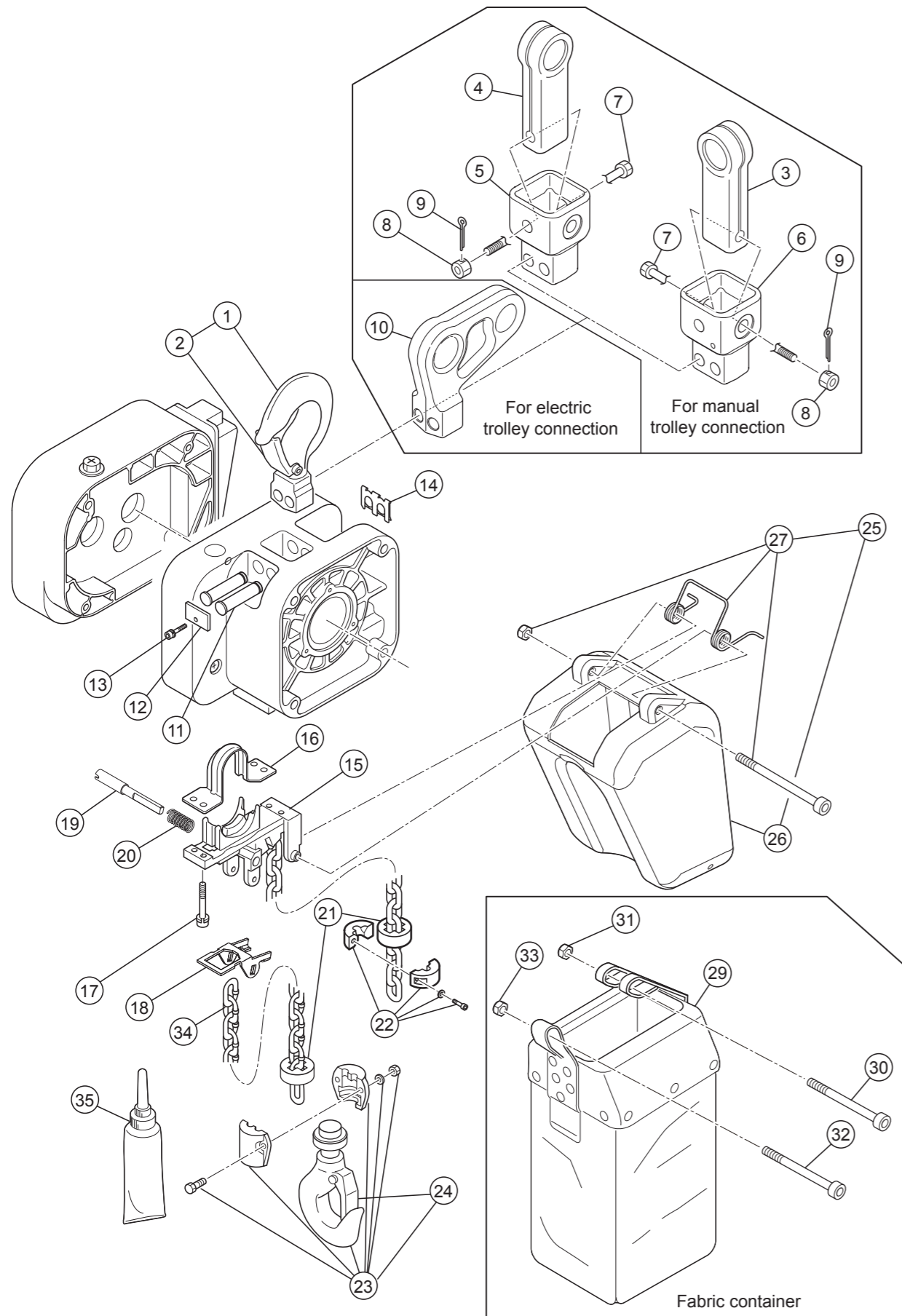
## ER2-005S/IS/SD,ER2-005L/IL/LD

Figure No.	Part Number	Part Name	Quantity per unit	ER2-C				Remark
				ER2-005S/IS	ER2-005SD	ER2-005L/IL	ER2-005LD	
1	6241	Load sheave assembly	1	ER2CS6241	←	←	←	
2	241	Load sheave	1	ER2CS9241	←	←	←	
3	221	Oil seal	1	ER2CS9221	←	←	←	For pinion
4	242	Ball bearing	1	J1GR020-06008	←	←	←	For load sheave (motor side)
5	238	Ball bearing	1	J1GR0A0-06004	←	J1GR000-06302	J1GR0A0-06004	For gear #3 (body side)
6	240	Load gear	1	ER2CS9240	←	ER2CL9240	ER2CS9240	
7	245	Snap ring	1	J1SS000-00035	←	←	←	For load gear
8	222	Ball bearing	1	J1GR0A0-06201	←	←	←	For pinion (gear case side) *
9	233	Oil seal 22	1	E6LE005S9235	←	←	←	For seal collar *
10	5220	Pinion assembly	1	ER2CS5220	←	←	←	With bearing holder
11	164	Socket bolt	3	J1BE2-0501818	←	←	←	For bearing holder
12	1223	Friction clutch complete set	1	ER2CS1223	ER2CB1223	ER2CL1223	ER2CC1223	
13	234	Wave washer	1	E1DBX20S9311	←	←	←	
14	235	Nut cover	1	ER1CS9235	←	←	←	
15	840	Name plate FP	1	ER1BS9892	←	←	←	230 / 460V
	ER2CS9897			X	ER2CS9897	X		
16	5262	Gear B assembly	1	X	ER2CL5262	X	ER2CC5262	
17	6261	Gear holder plate assembly	1	X	ER1CL6261	X	ER1CL6261	
18	261	Gear holder plate	1	X	ER1CL9261	X	ER1CL9261	
19	264	Ball bearing	1	X	J1GR0A0-06000	X	J1GR0A0-06000	
20	266	Ball bearing	1	X	J1GR0A0-06000	X	J1GR0A0-06000	
21	270	Set pin S	2	X	E6SE005S9120	X	E6SE005S9120	
22	271	Socket bolt	3	X	J1BE1-0603030	X	J1BE1-0603030	
23	272	Spring lock washer	3	X	J1WS011-20060	X	J1WS011-20060	
24	1855S	Oil pot F (0.7L)	1	ER1BS1855	←	←	←	

\* Included in Gear case F assembly.(P10)

# Top/bottom hook,load chain,chain guide,chain container

## ER2-005S/IS/SD,ER2-005L/IL/LD



# Top/bottom hook,load chain,chain guide,chain container

## ER2-005S/IS/SD,ER2-005L/IL/LD

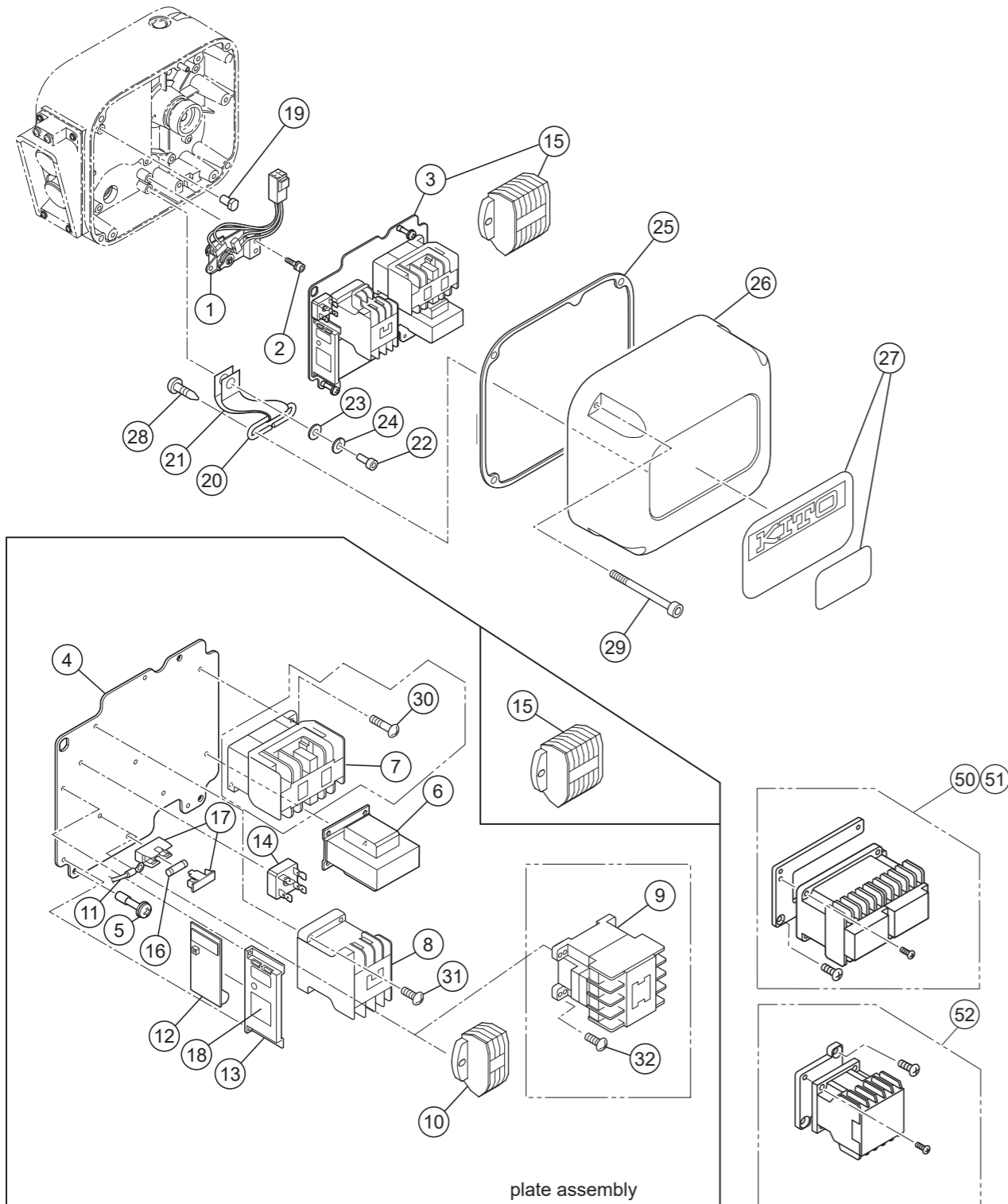
Figure No.	Part Number	Part Name	Quantity per unit	ER2-C		Remark
				ER2-005S/IS/SD	ER2-005L/IL/LD	
1	1001	Top hook assembly	1	ER2CS1001	←	
2	1002	Hook latch assembly	1	ER2CS1002	←	For top hook
3	004	Suspender	1	T7GB010-9004	←	For geared trolley connection
4	004	Suspender	1	T7PB005-9004	←	For plain trolley connection
5	027	Connection yoke PG	1	ER2CS5027	←	For manual trolley connection
6	032	Yoke bolt	1	ER1CS9032	←	For connection yoke
7	033	Slotted nut	1	J1NL001-10100	←	For connection yoke
8	034	Split pin	1	J1PW01-025018	←	For connection yoke
9	031	Suspender T	1	ER2DS9031	←	For MR connection
10	121	Top pin	2	ER2DS9121	←	For ER2B body connection
11	123	Plate A	1	ER2CS9123	←	For top pin
12	124	Socket bolt with spring lock washer	1	J1BG2-0601212	←	For plate A
13	186	Shaft clip	1	ER2CS9186	←	For top pin
14	331	Chain guide A	1	ER2CS9331	←	
15	332	Chain guide B	1	ER2CS9332	←	
16	346	Socket bolt with spring lock washer	4	J1BG2-0602525	←	For chain guide A, B
17	337	Limit lever	1	ER2CS9337	←	
18	338	Limit lever pin	1	ER2CS9338	←	
19	357	Limit lever spring	1	ER2CS9357	←	
20	053	Cushion rubber	2	ER1CS9053	←	
21	1041	Stopper assembly	1	ER1CS1041	←	
22	1011	Bottom hook complete set	1	ER2CS1011	←	
23	1002	Hook latch assembly	1	ER2CS1002	←	Bottom hook
24	—	Chain container complete set	1	ER2CS1401SU_01	←	
25	1401	Chain container P assembly	1	ER2CS1401	←	Max. lifting height 6m
26	1416	Container spring assembly	1	ER2CS1416	←	
27	5403	Chain container (C1) assembly	1	ER2CS5403	←	Max. lifting height 8m for fabric
28	5405	Chain container (C2) assembly	1	ER2CS5405	←	Max. lifting height 15m for fabric
29	417	Socket bolt	1	J1BE1-0807528	←	Container hanger A for fabric container side
30	418	Lever nut	1	C2BA100-9074	←	Container hanger A for fabric container side
31	419	Socket bolt	1	J1BE1-0604508	←	Container hanger B for fabric container side
32	420	U nut	1	E5SE003S9855	←	Container hanger B for fabric container side
33	874	Load chain	1	KBAN060W	←	Nickel plating specification
34	1951	Lubricant tube assembly	1	ER2CS1951	←	Max. lifting height 6m

### Load chain

Body size		ER2-C	
Type		ER2-005S/IS/SD	ER2-005L/IL/LD
Load chain number of falls		1	
Load chain wire diameter (mm)		φ6.0	
Wire length allowance (m)	Lifting height 4m/6m	0.39/0.40	
Total length (m)	Lifting height 4m/6m	4.39/6.40	

# Controller cover electric component

ER2-005S/SD,ER2-005L/LD



# Controller cover electric component

ER2-005S/SD,ER2-005L/LD

Figure No.	Part Number	Part Name	Quantity per unit	ER2-C		Remark
				ER2-005S/SD	ER2-005L/LD	
1	1060	Limit switch complete set	1	ER2CH1060	←	
2	124	Socket bolt with spring lock washer	3	J1BG1-0601212	←	For limit switch
3	1441	Plate assembly	1	ER2BFC05S5A2	ER2BFC05L5A2	230V Class
				ER2BFY05S5A2	ER2BFY05L5A2	400V Class
				ER2BFA05S5A2	ER2BFA05L5A2	500V Class
				ER2GHM05S5A2	ER2GHM05L5A2	230/460V Class
				ER2BFA05B5A2	ER2BFA05C5A2	500V Class dual speed
4	441	Plate	1	ER2CS9441	←	
5	445	Plate screw	3	ER1BS9445	←	
6	577	Transformer	1	TRF13C211	TRF12C211	230V Class
				TRF13Y211	TRF12Y211	400V Class
				TRF13A211	TRF12A211	500V Class
				TRF73V611	TRF72V611	230/460V Class
7	578	Electromagnetic contactor	1	MGC23402A	X	For forward/reverse switching 230V, 400V, 500V Class
				MGC23406A	X	230/460V Class
				X	MGC22402A	230V, 400V, 500V Class For Lot No. ER2A, ER2B *1
				X	MGC23302I	230V, 400V, 500V Class For Lot No. ER2C
				X	MGC23406C	230/460V Class For Lot No. ER2A, ER2B *2
8	580	Electromagnetic contactor	1	MGC14302C	←	For emergency stop, 200V, 400V, 500V Class
				MGC14306C	←	For emergency stop, 230/460V Class
9	579	Electromagnetic contactor	1	MGC11222B	X	500V Class dual speed
				X	MGC12222C	500V Class dual speed For Lot No. ER2A, ER2B *3
				X	MGC12222D	For Lot No. ER2C
10	581	Terminal plate 3P	1	ECP1303AB	←	230/460V Class
11	583	Lead wire	1	ER2BEE05S9A2	ER2BEE05L9A2	
				ER2GHM05S9A2	ER2GHM05L9A2	230/460V Class
				ER2BFA05B9A2	ER2BFA05C9A2	500V Class dual speed
12	1582	CH meter	1	ECP91CHAC	ECP91CHAD	
				ECP91CHAE	ECP91CHAF	230/460V Class
13	597	CH meter support	1	ECP99BKBA	←	
14	598	Rectifier	1	ECP93DIAA	←	
15	601	Terminal plate 6P	1	ECP1306AD	←	230/460V Class
16	602	Fuse	1	ECP91FZ02	←	
				ECP91FZ05	←	230/460V Class
17	603	Fuse holder	1	ECP92FZAA	←	
18	838	Name plate CH	1	ECP99CHAA	←	
30	612	Machine screw with spring washer	2	X	J1AP2-4001212	For forward/reverse switching
		Machine screw with spring washer	2	J1AW2-4001616	X	
31	615	Machine screw with spring washer	2	J1AW2-4001616	←	For emergency stop
32	613	Machine screw with spring washer	2	X	J1AP2-4001212	500V Class dual speed
		Machine screw with spring washer	2	J1AW2-4001414	X	
19	449	Fulcrum pin	1	ER2CS9449	←	Plate rotation center pin *
20	456	Cover suspender	1	ER2CS9456	←	*
21	457	Cover belt	1	ER2CS9457	←	*
22	458	Socket bolt	1	J1BE2-0601616	←	For belt (attached to gear case) *
23	459	Plain washer	1	ER1BS9436	←	For belt (attached to gear case) *
24	460	Spring lock washer	1	J1WS011-20060	←	For belt (attached to gear case) *

**Controller cover electric component**

**ER2-005S/SD,ER2-005L/LD**

Figure No.	Part Number	Part Name	Quantity per unit	ER2-C		Remark
				ER2-005S/SD	ER2-005L/LD	
25	117	Packing C	1	ER2CS9117	←	For controller cover
26	104	Controller cover	1	ER2CS9104	←	
27	800	Name plate B	1	ER2BJC05S9A3	ER2BJC05L9A3	For single speed
	801	Name plate B	1	ER2BJC05S9A5	←	500V Class dual speed
	802	Name plate D	1	ER2BJC05S9A6	←	
28	114	Pan head machine screw	2	J1AK2-5001212	←	For cover suspender (attached to controller cover)
29	153	Socket bolt with spring lock washer	4	J1BG2-0504022	←	For controller cover

\* Included in Gear case F assembly.(P10)

\*1 Contactor Replacement : If the contactor MGC22402A for Lot.No.ER2A,ER2B is not available, use the following (No.50).  
After replacing with the following, use the following for replenishment as well.

50	1578	Electromagnetic contactor complete set	1	MGSC1052B	With Electromagnetic contactor, Attachment spacer, Machine screw
----	------	--	---	-----------	--

\*2 Contactor Replacement : If the contactor MGC23406C for Lot.No.ER2A,ER2B is not available, use the following (No.51).  
After replacing with the following, use the following for replenishment as well.

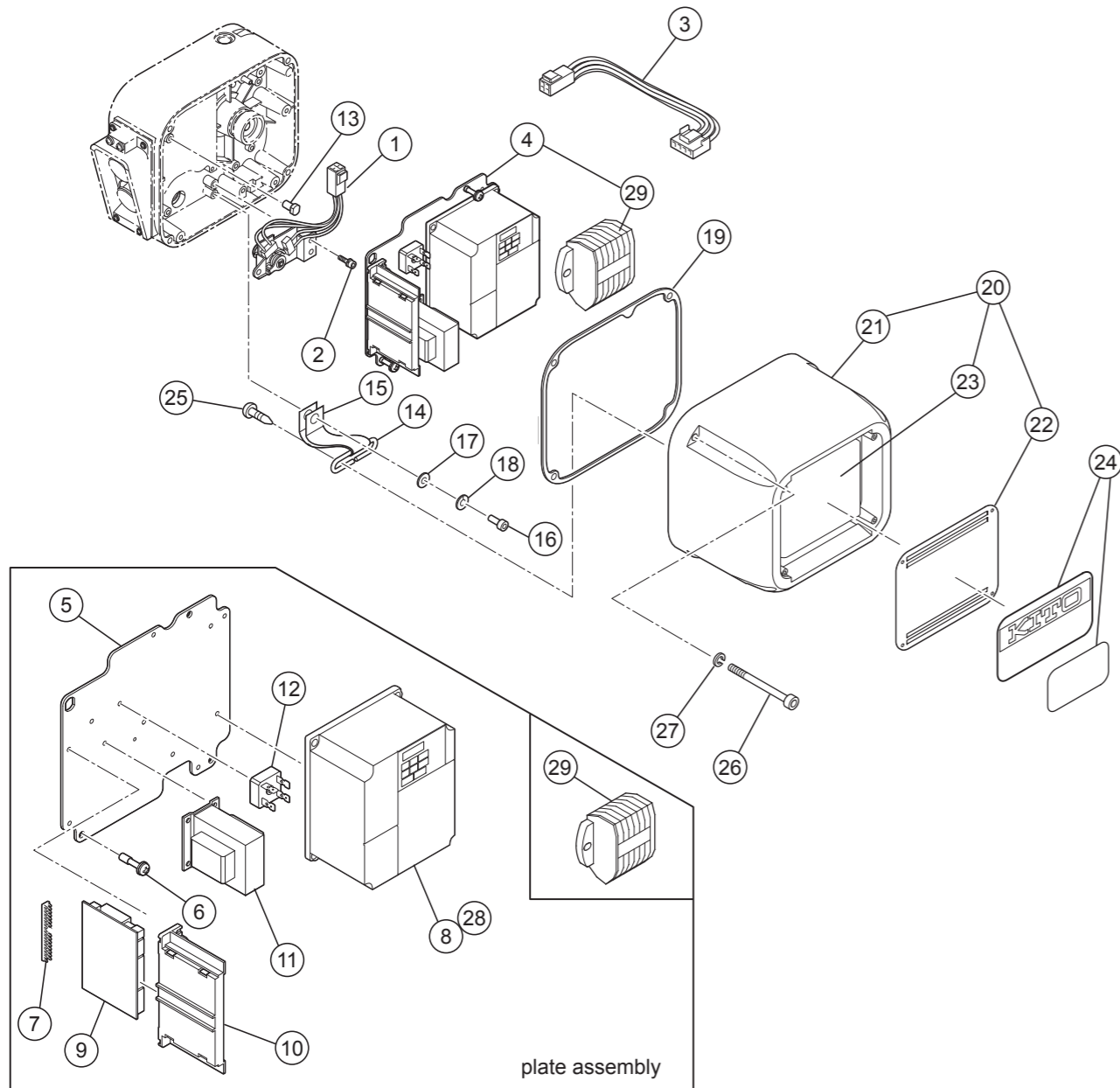
51	1578	Electromagnetic contactor complete set	1	MGSC1056B	With Electromagnetic contactor, Attachment spacer, Machine screw
----	------	--	---	-----------	--

\*3 Contactor Replacement : If the contactor MGC12222C for Lot.No.ER2A,ER2B is not available, use the following (No.52).  
After replacing with the following, use the following for replenishment as well.

52	1579	Electromagnetic contactor complete set	1	MGSC1052A	With Electromagnetic contactor, Attachment spacer, Machine screw
----	------	--	---	-----------	--

# Controller cover electric component (Inverter dual speed)

ER2-005IS,ER2-005IL



# Controller cover electric component (Inverter dual speed)

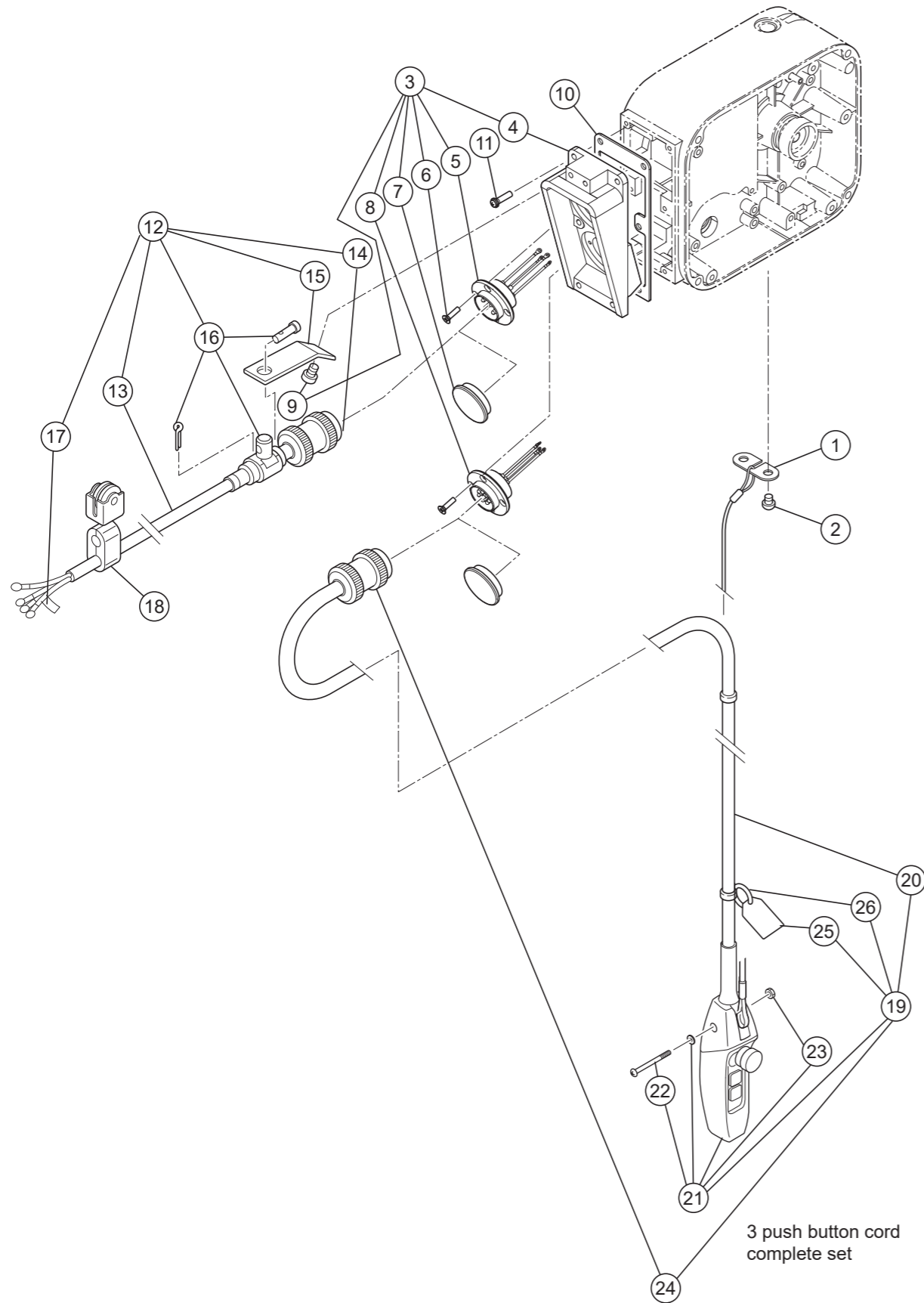
ER2-005IS,ER2-005IL

Figure No.	Part Number	Part Name	Quantity per unit	ER2-C		Remark
				ER2-005IS	ER2-005IL	
1	1060	Limit switch complete set	1	ER2CI1060	←	
2	124	Socket bolt with spring lock washer	3	J1BG1-0601212	←	For limit switch
3	554	LS harness	1	ER2CI9554	←	
4	1441	Plate assembly	1	ER2BFC05I5A2	ER2BFC05J5A2	230V Class
				ER2BFY05I5A2	ER2BFY05J5A2	400V Class
				ER2BHE05I5A2	ER2BHE05J5A2	230/460V(230V) Class
				ER2BHN05I5A2	ER2BHN05J5A2	230/460V(460V) Class
5	441	Plate	1	ER2CI9441	←	
6	445	Plate screw	3	ER1BS9445	←	
7	448	Bushing	1	ECP99JBAC	←	
8	1571	Inverter assembly	1	INV615C21	INV60FC21	230V Class
				INV615Y21	INV60FY21	400V Class
				INV615H21	INV60FH21	230/460V(230V) Class
				INV615M21	INV60FM21	230/460V(460V) Class
9	508	Interface board	1	ECP91KB01	←	
				ECP91KB02	←	230/460V Class
10	509	Board support	1	ECP99BKAA	←	
11	577	Transformer	1	TRF12C212	←	230V Class
				TRF12Y212	←	400V Class
				TRF32C612	←	230/460V(230V) Class
				TRF32N612	←	230/460V(460V) Class
12	598	Rectifier	1	ECP93DIAA	←	
28	583	Lead wire	1	ER2BEE03I9A2	←	
				ER2BHE03I9A2	←	230/460V Class
29	601	Terminal plate 6P	1	ECP1306AD	←	230/460V Class
13	449	Fulcrum pin	1	ER2CS9449	←	Plate rotation center pin *
14	456	Cover suspender	1	ER2CS9456	←	*
15	457	Cover belt	1	ER2CS9457	←	*
16	458	Socket bolt	1	J1BE2-0601616	←	For cover belt (attached to gear case) *
17	459	Plain washer	1	ER1BS9436	←	For cover belt (attached to gear case) *
18	460	Spring lock washer	1	J1WS011-20060	←	For cover belt (attached to gear case) *
19	117	Packing C	1	ER2CS9117	←	For controller cover
20	2104	Controller cover assembly	1	ER2CI2104	ER2CJ2104	230V, 230/460V(230V) Class
				ER2CI1104	ER2CJ1104	400V, 230/460V(460V) Class
21	104	Controller cover	1	ER2CI9104	←	
22	185	Resistor cover	1	ER2CI9185	←	
23	505	Braking resistor assembly	1	INV709E16	INV70EE16	230V, 230/460V(230V) Class
				INV709Y16	INV70EY16	400V, 230/460V(460V) Class
24	800	Name plate B	1	ER2BJC05I9A3	X	
	801	Name plate B	1	X	ER2BJC05I9A5	
	802	Name plate D	1	X	ER2BJC05S9A6	
25	114	Pan head machine screw	2	J1AK2-5001212	←	For cover suspender (attached to controller cover)
26	153	Socket bolt	4	J1BE2-0504022	←	For controller cover
27	154	Toothed lock washer	4	J1WH012-10050	←	For controller cover

\* Included in Gear case F assembly.(P10)

# Power supply cable, push button (Plug connection)

ER2-005S/IS/SD,ER2-005L/IL/LD



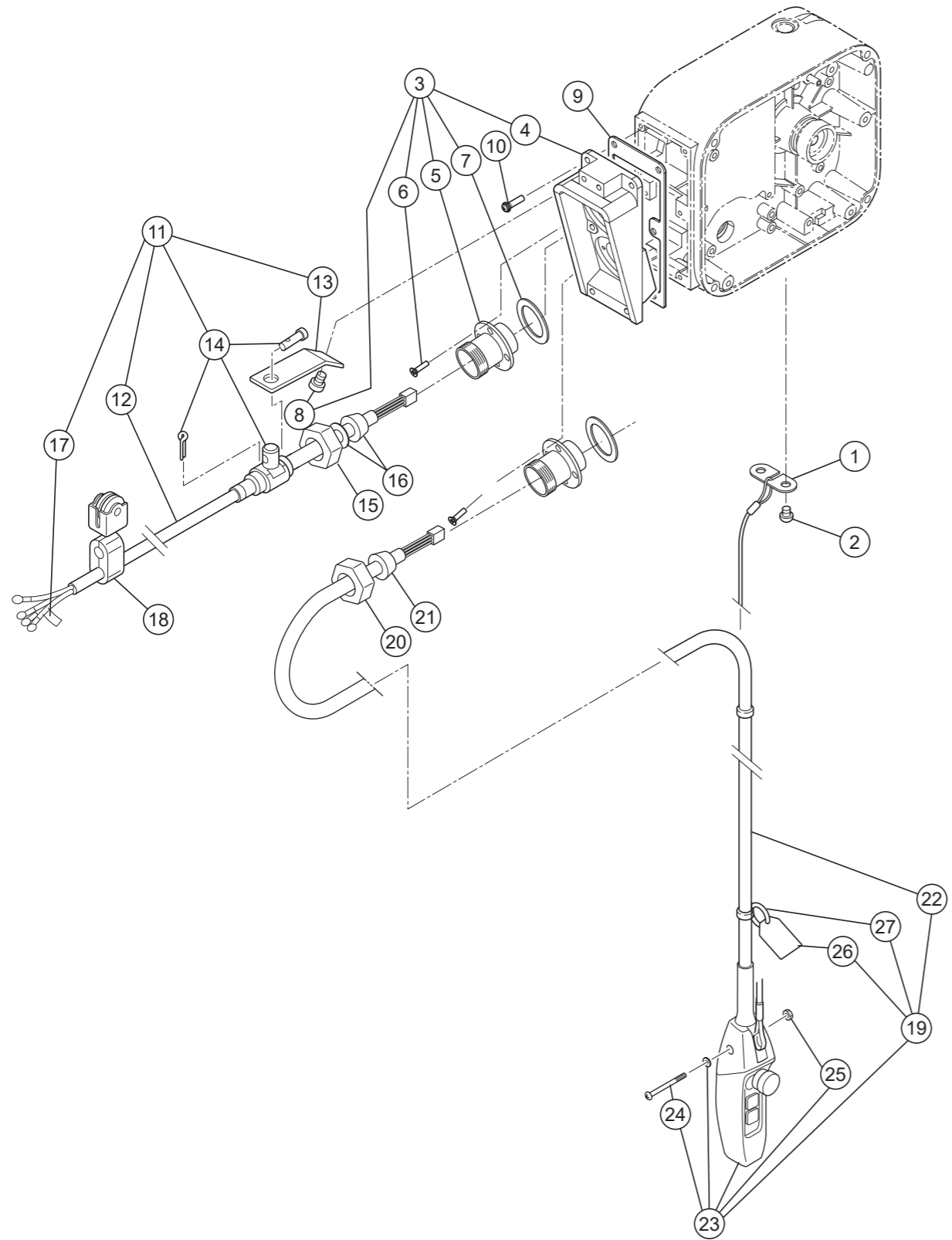
# Power supply cable, push button (Plug connection)

ER2-005S/IS/SD,ER2-005L/IL/LD

Figure No.	Part Number	Part Name	Quantity per unit	ER2-C		Remark
				ER2-005S/IS/SD	ER2-005L/IL/LD	
1	535	Cord support (wire stopper)	1	ER1BS9534	←	
2	536	Machine screw with spring washer	2	J1AP2-5001212	←	For cord support L
3	1511	Socket frame complete set	1	ER2CS3511	←	230V, 400V, 500V Class
				ER2CS4511	←	230/460V Class
				ER2CI3511	←	230V, 400V Class dual speed
				ER2CI4511	←	230/460V Class dual speed
				ER2CB3511	←	500V Class dual speed
4	511	Socket frame	1	ER2CS9511	←	
5	1523	Socket 4P assembly	1	ER2CS1523	←	230V, 400V, 500V Class
				ER2CS2523	←	230/460V Class
				ER2CI1523	←	230V, 400V Class dual speed
				ER2CI2523	←	230/460V Class dual speed
				ER2CS1523	←	500V Class dual speed
6	537	Tapping flat head machine screw	8	E6SE003S9551	←	For socket 4P, 8P
7	538	Socket cover 4P	2	E0YS005-9973	←	For socket 4P, 8P; Attached upon assembly packaging
8	1564	Socket 8P assembly	1	ER2CS2564	←	230V, 400V, 500V Class
				ER2CS2564	←	230/460V Class
				ER2CI2564	←	230V, 400V Class dual speed
				ER2CI2564	←	230/460V Class dual speed
				ER2CB2564	←	500V Class dual speed
9	546	Machine screw with spring washer	2	J1AP2-6001616	←	For cable arm
10	512	Socket frame packing	1	ER2CS9512	←	For socket frame
11	516	Machine screw with spring washer	6	J1AP2-5002020	←	For socket frame
12	1521	Power supply cable assembly	1	ZBZA12CJ1000	←	
				ZBZA12CH1000	←	230/460V Class
13	521	Cable	1	Z2CU401-0000	←	
				ZDCC401-0000	←	230/460V Class
					←	
14	522	Plug 4P	1	ECP2304AD	←	
15	541	Cable support arm	1	ER1BS9541	←	
16	1542	Cable support 12 assembly	1	E7AX003S2822	←	
17	823	Name plate G	1	E6LE010S9806	←	
18	1527	Cable hanger 14 assembly	n	E6AX003S1527	←	
19	1557	Push button cord EH complete set	1	ZB10025W1000	←	230V, 400V, 500V Class
				ZB10025I5000	←	230/460V Class
				ZB20025W1000	←	230V, 400V, 500V Class dual speed
				ZB20025I5000	←	230/460V Class dual speed
20	557	Cable	1	Z3CR401-0000	←	230V, 400V, 500V Class
				Z3CH401-0000	←	230/460V Class
				Z3CR501-0000	←	230V, 400V, 500V Class dual speed
				Z3CH601-0000	←	230/460V Class dual speed
					←	
21	1561	3 push button switch assembly	1	SWDB100AA	←	230V, 400V, 500V Class
				SWDH100AA	←	230/460V Class
				SWDB200AA	←	230V, 400V, 500V Class dual speed
				SWDH200AA	←	230/460V Class dual speed
22	626	Machine screw with spring washer	1	J1AP2-4002608	←	
23	627	Nut	1	J1AN004-10040	←	
24	566	Plug 8P	1	ECP2108AA	←	Single speed
				ECP2108AB	←	Dual speed
25	567	Warning tag PB	1	SWD9013AB	←	
26	568	Tag holder	1	SWD9013AD	←	230/460V Class
				E7SE003S9787	←	

# Power supply cable, push button (Direct connection)

ER2-005S/IS,ER2-005L/IL



3 push button cord complete set

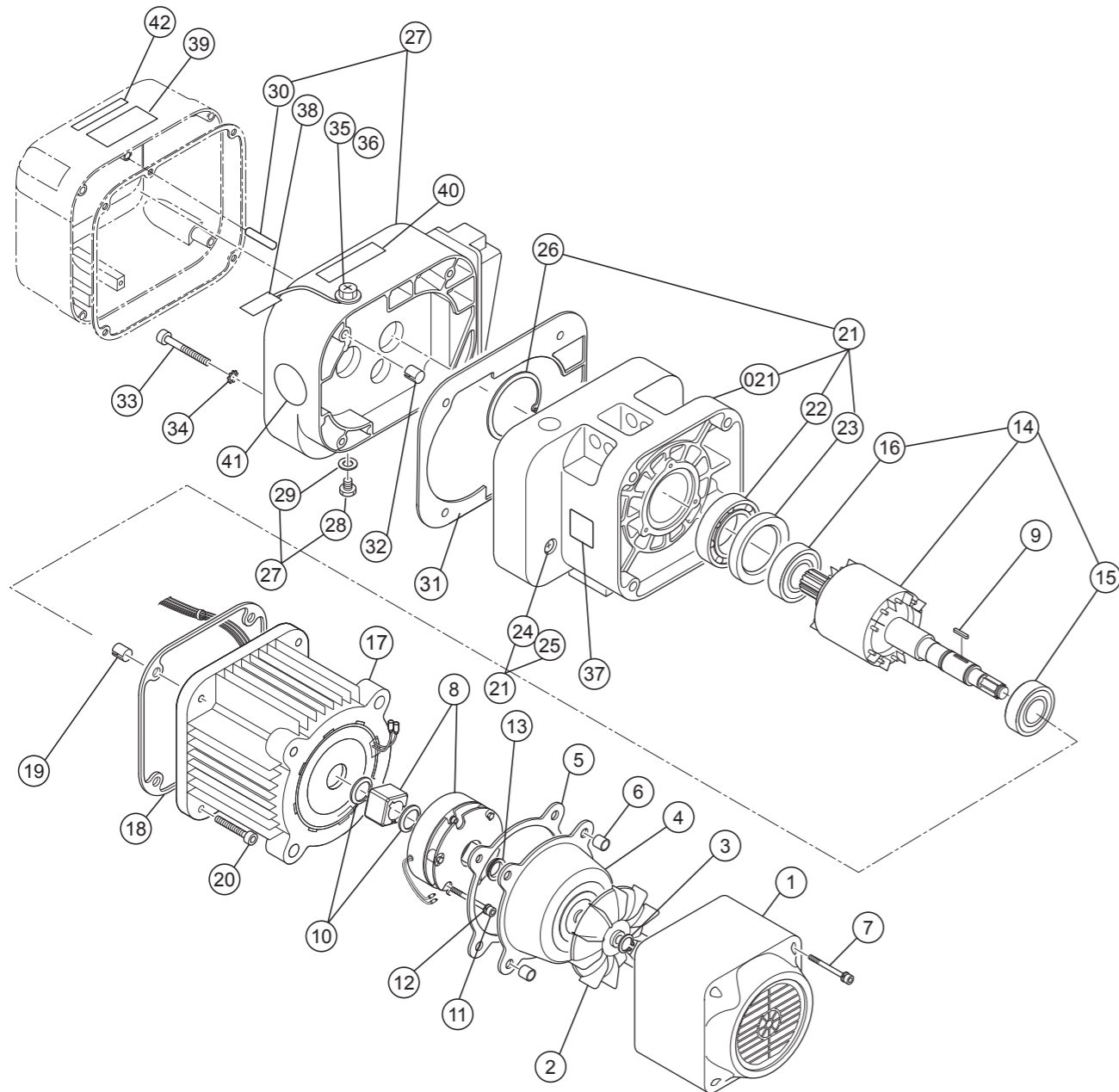
# Power supply cable, push button (Direct connection)

ER2-005S/IS,ER2-005L/IL

Figure No.	Part Number	Part Name	Quantity per unit	ER2-C		Remark
				ER2-005S/IS	ER2-005L/IL	
1	535	Cord support(wire stopper)	1	ER1BS9534	←	
2	536	Machine screw with spring washer	2	J1AP2-5001212	←	For cord support L
3	2511	Socket frame complete set	1	ER2CS2511	←	
4	511	Socket frame	1	ER2CS9511	←	
5	575	Holder C	2	ECP5924AL	←	
6	517	Tapping machine screw	8	ER1BS9517	←	For holder C
7	568	Holder packing	2	ECP5924AM	←	For holder C
8	546	Machine screw with spring washer	2	J1AP2-6001616	←	For cable support arm
9	512	Socket frame packing	1	ER2CS9512	←	
10	516	Machine screw with spring washer	6	J1AP2-5002020	←	For socket frame
11	1521	Power supply cable assembly	1	ZBZB12CJ1000	←	
12	521	Cable	1	Z2CU401-0000	←	
13	541	Cable support arm	1	ER1BS9541	←	
14	1542	Cable support 12 assembly	1	E7AX003S2822	←	
15	569	Holder A	1	ECP5924AA	←	
16	574	Cable packing	1	ECP6912AA	←	
17	823	Name plate G	1	E6LE010S9806	←	
18	1527	Cable hanger 14 assembly	n	E6AX003S1527	←	
19	1557	Push button cord EH complete set	1	ZBS0025W1000	←	Single speed
				ZBD0025W1000	←	Dual speed
20	341	Holder A	1	ECP6912AA	←	Single speed
21	351	Cable packing	1	ECP6912AA	←	Single speed
				ECP6914AA	←	Dual speed
22	557	Cable	1	Z3CR401-0000	←	Single speed
				Z3CR501-0000	←	Dual speed
23	1561	3 push button switch assembly	1	SWDB100AA	←	Single speed
				SWDB200AA	←	Dual speed
24	626	Machine screw with spring washer	1	J1AP2-4002608	←	
25	627	Nut	1	J1AN004-10040	←	
26	567	Warning tag PB	1	SWD9013AB	←	
27	568	Tag holder	1	E7SE003S9787	←	

# Body,gear case,motor

## ER2-010S/IS/SD,ER2-010L/IL/LD



# Body,gear case,motor

## ER2-010S/IS/SD,ER2-010L/IL/LD

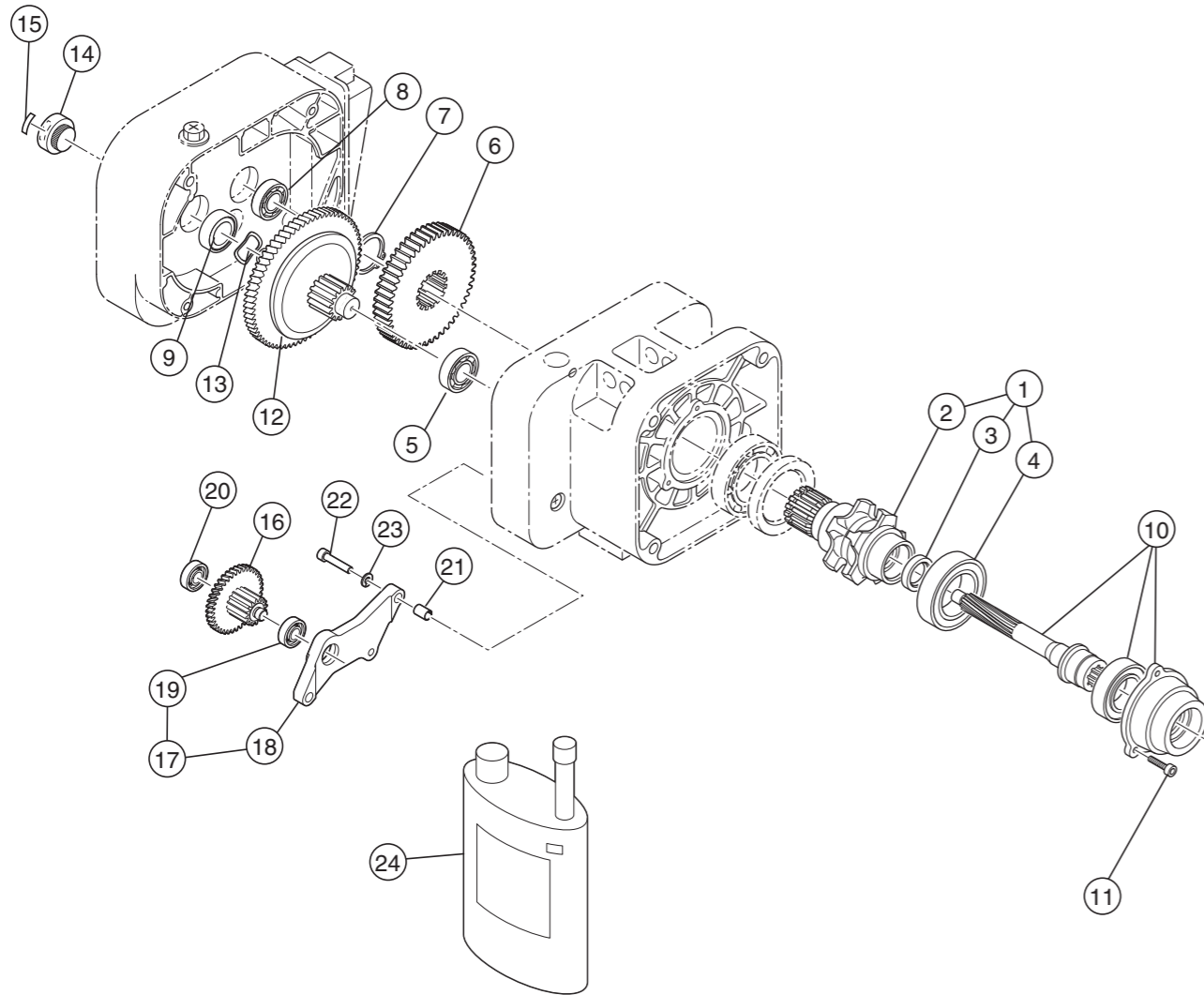
Figure No.	Part Number	Part Name	Quantity per unit	ER2-D				Remark
				ER2-010S/IS	ER2-010SD	ER2-010L/IL	ER2-010LD	
1	107	Fan cover	1	ER2DS9107	←	ER2CS9107	←	
2	108	Fan	1	ER2DS9108	←	ER2CS9108	←	
3	323	Snap ring	1	J1SS000-00016	←	J1SS000-00013	←	For fan
4	115	Brake cover	1	ER2DS9115	←	ER2CS9115	←	
5	119	Packing B	1	ER2DS9119	←	ER2CS9119	←	For brake cover
6	140	Set pin S	2	E6SE005S9120	←	←	←	For fan cover, brake cover
7	160	Socket bolt	4	J1BE2-0504522	←	←	←	For fan cover, brake cover
8	1362	Electromagnetic brake assembly	1	MBABB18CA	X	MBABB09CA	X	230V Class
				MBABB18YA	X	MBABB09YA	X	400V Class
				MBABB18KA	MBAKB18KA	MBABB09KA	MBAKB09KA	500V Class
				MBABB18NA	X	MBABB09NA	X	230/460V Class
9	360	Key B	1	ER2DS9360	←	ER2CS9360	ER2CL9360	For electromagnetic brake
10	361	Snap ring	2	J1SS000-00024	←	←	J1SS000-00019	For electromagnetic brake
11	167	Socket bolt	3	J1BE1-0604024	←	←	←	For electromagnetic brake
12	168	Spring lock washer	3	J1WS011-20060	←	←	←	For electromagnetic brake
13	210	V ring	1	ER2DS9210	←	ER2CS9210	←	Packing between motor shaft and brake cover
14	5502	Motor shaft with rotor	1	ER2DS5502	ER2DB5502	ER2DL5502	ER2DC5502	
15	202	Ball bearing	1	J1GR0C0-06005	←	←	←	For motor frame
16	208	Ball bearing	1	J1GR050-60-22	←	←	←	For bearing holder (for motor shaft)
17	5501	Motor frame with stator	1	ER2BFC10S5A1	X	ER2BFC10L5A1	X	230V Class
				ER2BFY10S5A1	X	ER2BFY10L5A1	X	400V Class
				ER2BKK10S5A1	ER2BKK10B5A1	ER2BKK10L5A1	ER2BKK10C5A1	500V Class
				ER2BKV10S5A1	X	ER2BKV10L5A1	X	230/460V Class
18	118	Packing M	1	ER2DS9118	←	←	←	For motor frame
19	138	Set pin S	2	ER1DS9138	←	←	←	For motor frame
20	155	Socket bolt	4	J1BE2-1003535	←	←	←	For motor frame
21	6101	Body B assembly	1	ER2DS6101	←	←	←	Dedicated body for friction *1
021	101	Body B	1	ER2DS9101	←	←	←	Dedicated body for friction *1
22	243	Ball bearing	1	J1GR000-06008	←	←	←	For load sheave (gear case side)
23	244	Oil seal	1	E5SE 010S9232	←	←	←	For load sheave (gear case side)
24	133	Oil plug	1	E5FE003S9111	←	←	←	
25	136	Plug packing	1	E2YS005-9109	←	←	←	For oil plug
26	207	Snap ring	1	J1SR000-00068	←	←	←	
27	6103	Gear case F assembly	1	ER2DS6103	←	←	←	*2
28	133	Oil plug	1	E5FE003S9111	←	←	←	For gear case
29	136	Plug packing	1	E2YS005-9109	←	←	←	For oil plug
30	139	Spring pin	1	J1PS11-060025	←	←	←	
31	116	Packing G	1	ER2DS9116	←	←	←	For gear case
32	137	Set pin S	2	E6SE005S9120	←	←	←	For gear case
33	151	Socket bolt	4	J1BE1-0606024	←	←	←	For gear case
34	152	Toothed lock washer	4	J1WH012-10060	←	←	←	For gear case
35	135	Oil plug B	1	WR2BS9135	←	←	←	For gear case
36	173	Eyebolt packing	1	E2YS005-9116	←	←	←	For oil plug B
37	960	Name plate load side E	1	ER1BS9960	←	←	←	Load side
38	953	Oil Full tag	1	ER1BS9953	←	←	←	
39	866	Warning sticker EE	1	E2DPX10S9866	←	←	←	
	935	Warning sticker E		ER2CS9936	x	ER2CS9936	x	230/460V Class
40	810	Name plate OF	1	ER1BS9890	←	←	←	
				ER2CS9845	x	ER2CS9845	x	230/460V Class
41	868	Name plate AD	1	ER1BS9868	←	ER1BL9868	←	Speed display
42	820	Warning sticker HW	1	ER2CI9806	x	ER2CI9806	x	For inverter dual speed

\*1 It is for ER2B body. Use with the exclusive Top Pin for ER2B.

\*2 There are other built-in parts. See the following pages. (P18, P20, P21)

# Pinion,friction,gear

## ER2-010S/IS/SD,ER2-010L/IL/LD



# Pinion,friction,gear

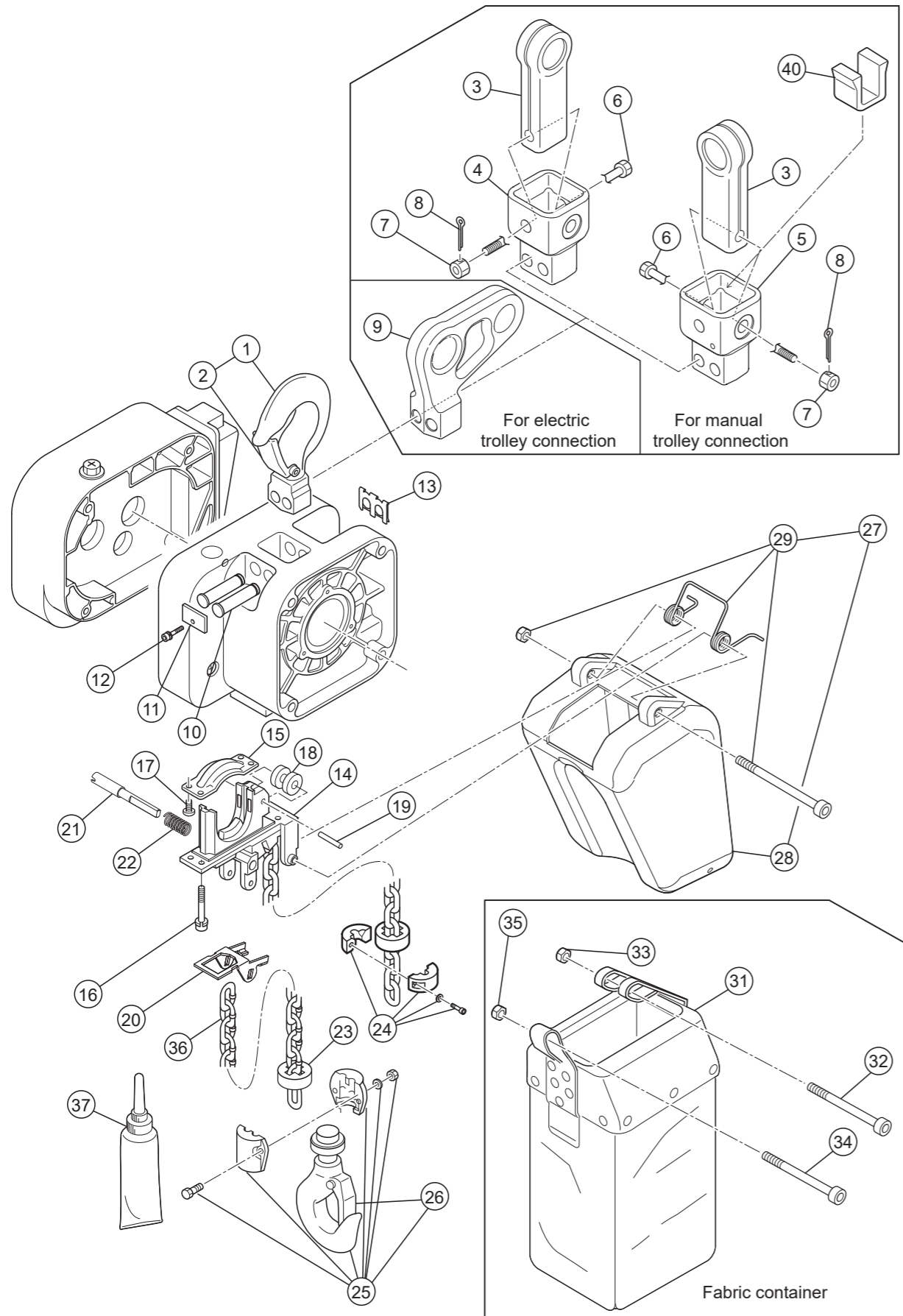
## ER2-010S/IS/SD,ER2-010L/IL/LD

Figure No.	Part Number	Part Name	Quantity per unit	ER2-D				Remark
				ER2-010S/IS	ER2-010SD	ER2-010L/IL	ER2-010LD	
1	6241	Load sheave assembly	1	ER2DS6241	←	←	←	
2	241	Load sheave	1	ER2DS9241	←	←	←	
3	221	Oil seal	1	E5SE010S9221	←	←	←	For pinion
4	242	Ball bearing	1	J1GR0B0-06009	←	←	←	For load sheave (motor side)
5	238	Ball bearing	1	J1GR0A0-06304	←	←	←	For gear #3 (body side)
6	240	Load gear	1	ER2DS9240	←	←	←	
7	245	Snap ring	1	J1SS000-00040	←	←	←	For load gear
8	222	Ball bearing	1	J1GR0A0-06301	←	←	←	For pinion (gear case side) *
9	233	Oil seal 22	1	E6LE005S9235	←	←	←	For seal collar *
10	5220	Pinion assembly	1	ER2DS5220	←	←	←	With bearing holder
11	164	Socket bolt	3	J1BE2-0501818	←	←	←	For bearing holder
12	1223	Friction clutch complete set	1	ER2DS1223	ER2DB1223	ER2DL1223	ER2DC1223	
13	234	Wave washer	1	E1DBX20S9311	←	←	←	
14	235	Nut cover	1	ER1CS9235	←	←	←	
15	840	Name plate FP	1	ER1BS9892	←	←	←	
	897			ER2CS9897	X	ER2CS9897	X	230 / 460V
16	5262	Gear B assembly	1	X	ER2DL5262	←	ER2DC5262	
17	6261	Gear holder plate assembly	1	X	ER2DL6261	←	←	
18	261	Gear holder plate	1	X	ER2DL9261	←	←	
19	264	Ball bearing	1	X	J1GR000-06001	←	←	
20	266	Ball bearing	1	X	J1GR0A0-06000	←	←	Gear B (gear case side)
21	270	Set pin S	2	X	E6SE005S9120	←	←	For gear holder plate
22	271	Socket bolt	3	X	J1BE1-0603030	←	←	For gear holder plate
23	272	Spring lock washer	3	X	J1WS011-20060	←	←	For gear holder plate
24	1855S	Oil pot F (0.7L)	1	ER1BS1855	←	←	←	

\* Included in Gear case F assembly.(P17)

# Top/bottom hook,load chain,chain guide,chain container

## ER2-010S/IS/SD,ER2-010L/IL/LD



# Top/bottom hook,load chain,chain guide,chain container

## ER2-010S/IS/SD,ER2-010L/IL/LD

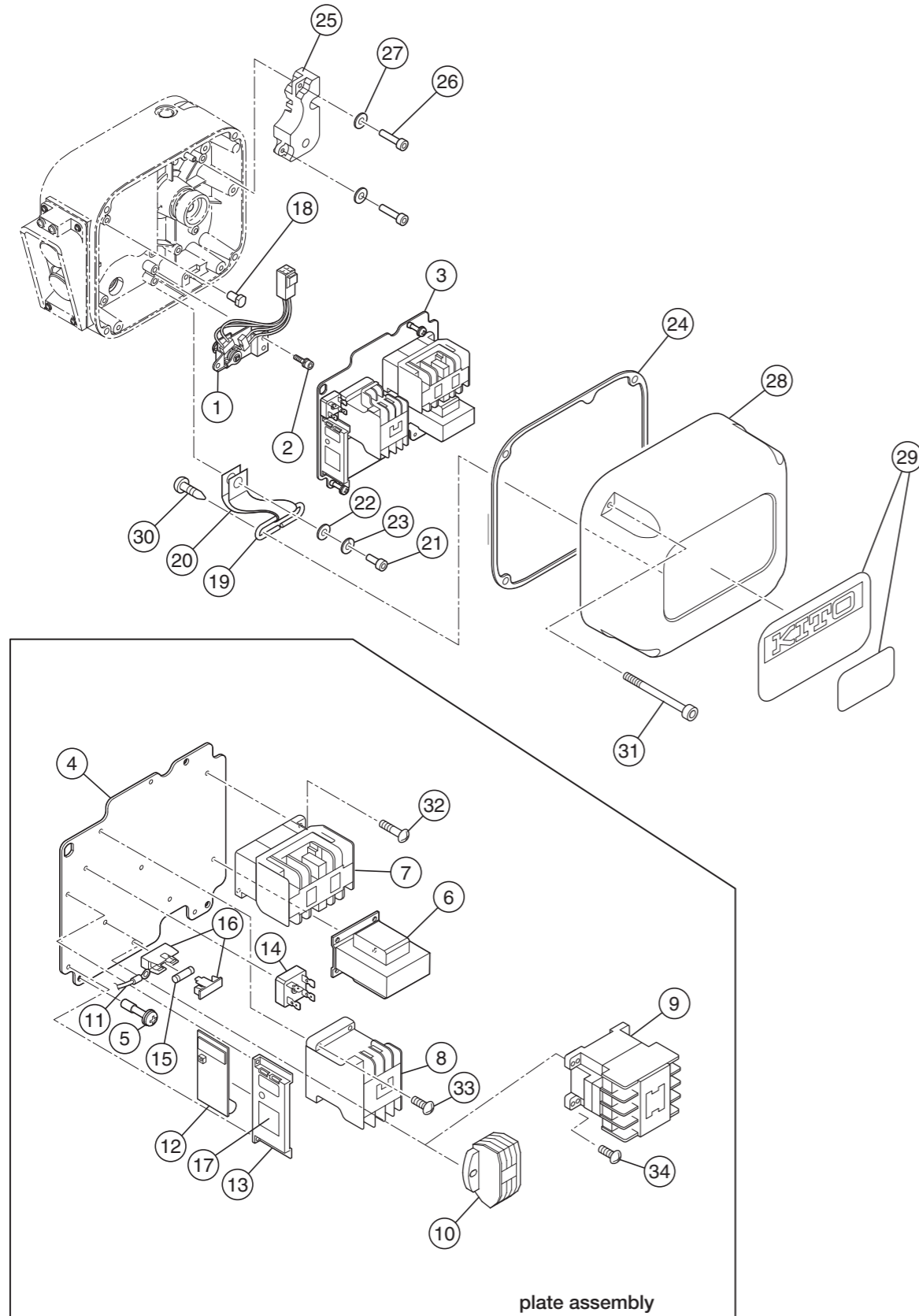
Figure No.	Part Number	Part Name	Quantity per unit	ER2-D				Remark
				ER2-010S/IS	ER2-010SD	ER2-010L/IL	ER2-010LD	
1	1001	Top hook assembly	1	ER2DS1001	←	←	←	
2	1002	Hook latch assembly	1	ER2DS1002	←	←	←	For top hook
3	004	Suspender	1	T7GB010-9004	←	←	←	For plain trolley, geared trolley connection
4	027	Connection yoke PG	1	ER2CS5027	←	←	←	For manual trolley connection
5								
6	032	Yoke bolt	1	ER1CS9032	←	←	←	For connection yoke
7	033	Slotted nut	1	J1NL001-10100	←	←	←	For connection yoke
8	034	Split pin	1	J1PW01-025018	←	←	←	For connection yoke
9	031	Suspender T	1	ER2DS9031	←	←	←	For MR connection
10	121	Top pin	2	ER2DS9121	←	←	←	For ER2B body connection
11	123	Plate A	1	ER2CS9123	←	←	←	For top pin
12	124	Socket bolt with spring lock washer	1	J1BG2-0601212	←	←	←	For plate A
13	186	Shaft clip	1	ER2CS9186	←	←	←	For top pin
14	331	Chain guide A	1	ER2DS9331	←	←	←	
15	332	Chain guide B	1	ER2DS9332	←	←	←	
16	346	Socket bolt with spring lock washer	4	J1BG2-0802525	←	←	←	For chain guide A
17	348	Machine screw with spring washer	4	J1AP2-5001212	←	←	←	For chain guide B
18	333	Guide roller	1	ER2DS9333	←	←	←	
19	334	Roller pin	1	ER1CS9334	←	←	←	
20	337	Limit lever	1	ER2DS9337	←	←	←	
21	338	Limit lever pin	1	ER2DS9338	←	←	←	
22	357	Limit lever spring	1	ER2CS9357	←	←	←	
23	053	Cushion rubber	2	ER1DS9053	←	←	←	
24	1041	Stopper assembly	1	ER1DS1041	←	←	←	
25	1011	Bottom hook complete set	1	ER2DS1011	←	←	←	
26	1002	Hook latch assembly	1	ER2DS1002	←	←	←	Bottom hook
27	—	Chain container complete set	1	ER2DS1401SU_01	←	←	←	
28	1401	Chain container P assembly	1	ER2DS1401	←	←	←	Max. lifting height 6m
29	1416	Container spring assembly	1	ER2DS1416	←	←	←	
31	5403	Chain container (D1) assembly	1	ER2DS5403	←	←	←	Max. lifting height 8m
	5405	Chain container (D2) assembly	1	ER2DS5405	←	←	←	Max. lifting height 15m
32	417	Socket bolt	1	J1BE1-0809028	←	←	←	Container hanger A side
33	418	Lever nut	1	C2BA100-9074	←	←	←	Container hanger A side
34	419	Socket bolt	1	J1BE1-0604508	←	←	←	Container hanger B side
35	420	U nut	1	E5SE003S9855	←	←	←	Container hanger B side
36	874	Load chain	1	KBAN077W	←	←	←	Nickel plating specification
37	1951	Lubricant tube assembly	1	ER2CS1951	←	←	←	
40	028	Connection yoke rubber	1	ER2DS9028	←	←	←	For geared trolley Beam width 98mm or less

### Load chain

Body size		ER2-D			
Type		ER2-010S/IS	ER2-010SD	ER2-010L/IL	ER2-010LD
Load chain number of falls		1			
Load chain wire diameter (mm)		φ7.7			
Wire length allowance (m)	Lifting height 4m/6m	0.43/0.46			
Total length (m)	Lifting height 4m/6m	4.43/6.46			

# Controller cover electric component

ER2-010S/SD,ER2-010L/LD



# Controller cover electric component

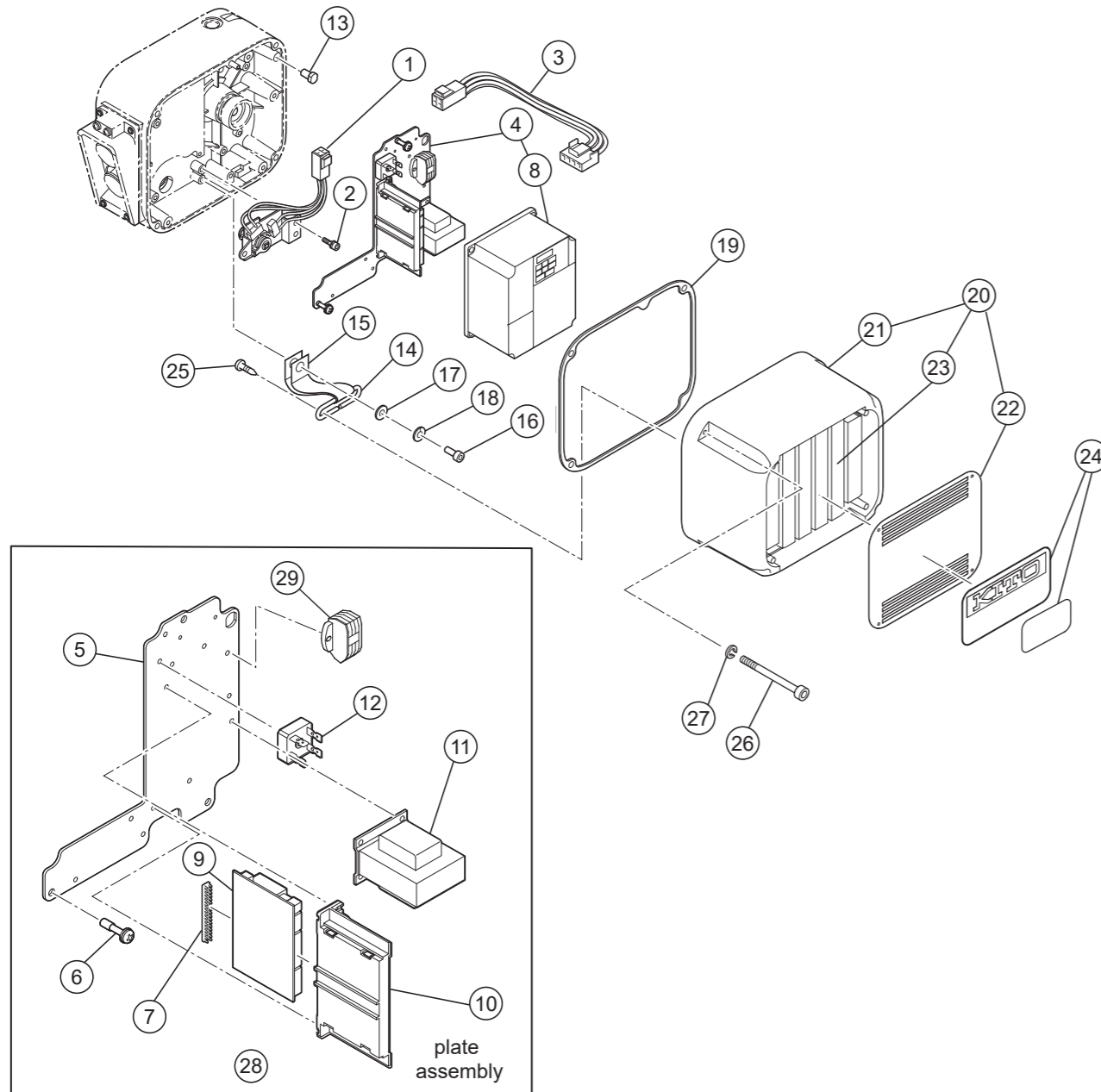
ER2-010S/SD,ER2-010L/LD

Figure No.	Part Number	Part Name	Quantity per unit	ER2-D		Remark
				ER2-010S/SD	ER2-010L/LD	
1	1060	Limit switch complete set	1	ER2CI1060	←	
2	124	Socket bolt with spring lock washer	3	J1BG1-0601212	←	For limit switch
3	1441	Plate assembly	1	ER2BFC10S5A2	←	230V Class
				ER2BFY10S5A2	←	400V Class
				ER2BFA10S5A2	←	500V Class
				ER2GHM10S5A2	←	230/460V Class
				ER2BFA10B5A2	←	500V Class dual speed
4	441	Plate	1	ER2DS9441	←	
5	445	Plate screw	3	ER1BS9445	←	
6	577	Transformer	1	TRF13C211	←	230V Class
				TRF13Y211	←	400V Class
				TRF13A211	←	500V Class
				TRF73V611	←	230/460V Class
7	578	Electromagnetic contactor	1	MGC23402A	←	For forward/reverse switching 230V, 400V, 500V Class
				MGC23406A	←	230/460V Class
8	580	Electromagnetic contactor	1	MGC14302C	←	For emergency stop, 200V, 400V, 500V Class
				MGC14306C	←	For emergency stop, 230/460V Class
9	579	Electromagnetic contactor	1	MGC12222B	←	500V Class dual speed
10	581	Terminal plate 9P	1	ECP1309AB	←	230/460V Class
11	583	Lead wire	1	ER2BEE05S9A2	←	
				ER2GHM10S9A2	←	230/460V Class
				ER2BFA05B9A2	←	500V Class dual speed
12	1582	CH meter	1	ECP91CHAC	←	
				ECP91CHAE	←	230/460V Class
13	597	CH meter support	1	ECP99BKBA	←	
14	598	Rectifier	1	ECP93DIAA	←	
15	602	Fuse	1	ECP91FZ02	←	
				ECP91FZ05	←	230/460V Class
16	603	Fuse holder	1	ECP92FZAA	←	
17	838	Name plate CH	1	ECP99CHAA	←	
32	612	Machine screw with spring washer	2	J1AW2-4001616	←	For forward/reverse switching
33	615	Machine screw with spring washer	2	J1AW2-4001616	←	For emergency stop
34	613	Machine screw with spring washer	2	J1AP2-4001414	←	500V Class dual speed
18	449	Fulcrum pin	1	ER2CS9449	←	Plate rotation center pin *
19	456	Cover suspender	1	ER2CS9456	←	*
20	457	Cover belt	1	ER2CS9457	←	*
21	458	Socket bolt	1	J1BE2-0601616	←	For cover belt (attached to gear case) *
22	459	Plain washer	1	ER1BS9436	←	For cover belt (attached to gear case) *
23	460	Spring lock washer	1	J1WS011-20060	←	For cover belt (attached to gear case) *
24	117	Packing C	1	ER2DS9117	←	For controller cover
25	109	Balancer	1	ER2DS9109	X	
26	162	Socket bolt	2	J1BE1-0602222	X	For balancer
27	163	Spring lock washer	2	J1WS011-20060	X	For balancer
28	104	Controller cover	1	ER2DS9104	←	
29	800	Name plate B	1	ER2BJC10S9A3	ER2BJC10L9A3	For single speed
	801	Name plate B	1	ER2BJC10S9A5	←	500V Class dual speed
	802	Name plate D	1	ER2BJC10S9A6	←	
30	114	Pan head machine screw	2	J1AK2-5001212	←	For cover suspender (attached to controller cover)
31	153	Socket bolt with spring lock washer	4	J1BG2-0604024	←	For controller cover

\* Included in Gear case F assembly.(P17)

# Controller cover electric component (Inverter dual speed)

ER2-010IS,ER2-010IL



# Controller cover electric component (Inverter dual speed)

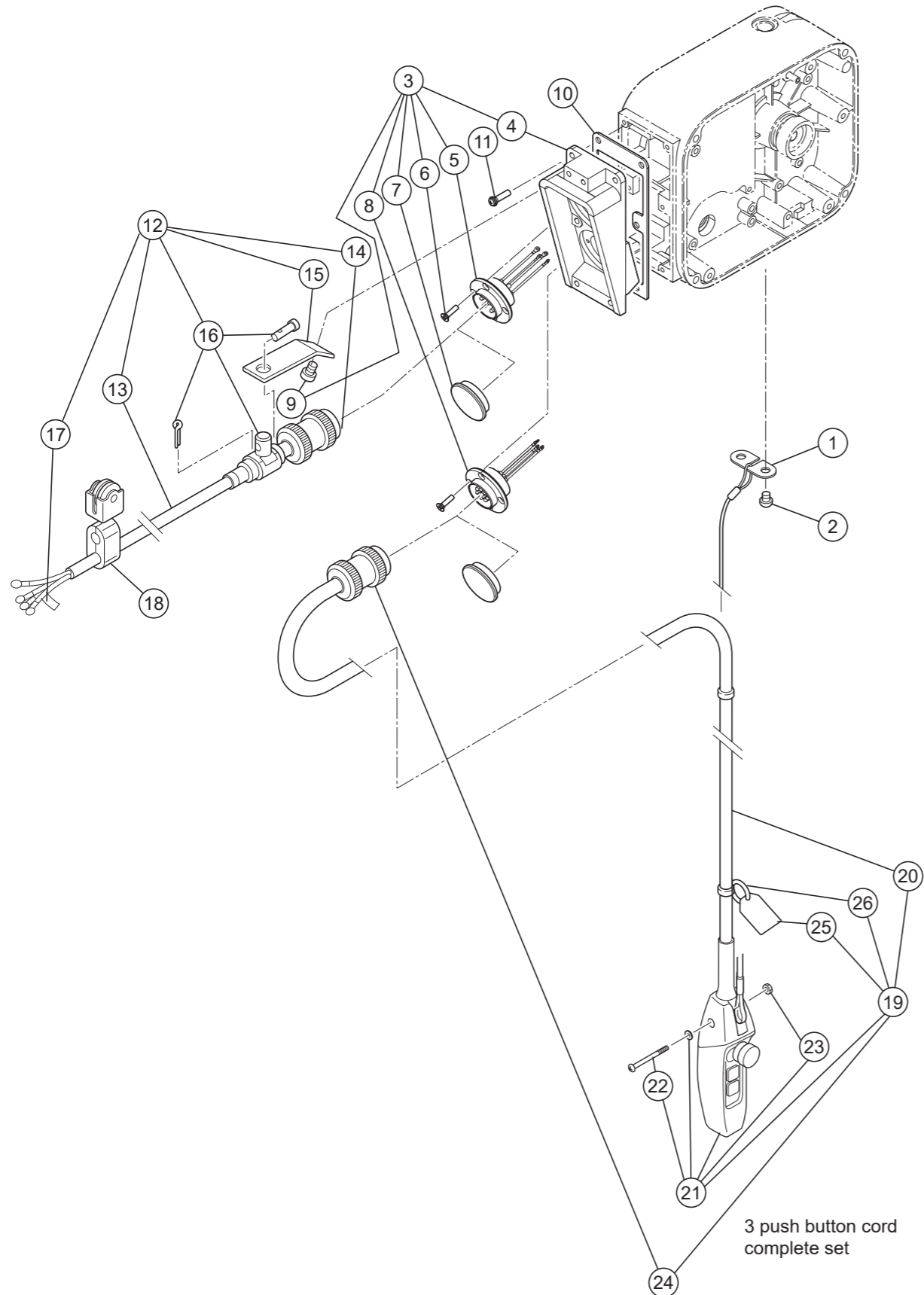
ER2-010IS,ER2-010IL

Figure No.	Part Number	Part Name	Quantity per unit	ER2-D		Remark
				ER2-010IS	ER2-010IL	
1	1060	Limit switch complete set	1	ER2CI1060	←	
2	124	Socket bolt with spring lock washer	3	J1BG1-0601212	←	For limit switch
3	554	LS harness	1	ER2CI9554	←	
4	1441	Plate assembly	1	ER2BFC10I5A2	ER2BFC10J5A2	230V Class
				ER2BFY10I5A2	ER2BFY10J5A2	400V Class
				ER2BHE10I5A2	ER2BHE10J5A2	230/460V(230V) Class
				ER2BHN10I5A2	ER2BHN10J5A2	230/460V(460V) Class
5	441	Plate	1	ER2DI9441	←	
6	445	Plate screw	3	ER1BS9445	←	
7	448	Bushing	1	ECP99JBAC	←	For interface board fixing
8	1571	Inverter assembly	1	INV622C21	INV615C21	230V Class
				INV622Y21	INV615Y21	400V Class
				INV622H21	INV615H21	230/460V(230V) Class
				INV622M21	INV615M21	230/460V(460V) Class
9	508	Interface board	1	ECP91KB01	←	
10	509	Board support	1	ECP99BKAA	←	230/460V Class
11	577	Transformer	1	TRF12C212	←	230V Class
				TRF12Y212	←	400V Class
				TRF32C612	←	230/460V(230V) Class
				TRF32N612	←	230/460V(460V) Class
12	598	Rectifier	1	ECP93DIAA	←	
28	583	Lead wire	1	ER2BEE10I9A2	←	
				ER2BHE10I9A2	←	230/460V Class
29	601	Terminal plate 6P	1	ECP1306AD	←	230/460V Class
13	449	Fulcrum pin	1	ER2CS9449	←	Plate rotation center pin *
14	456	Cover suspender	1	ER2CS9456	←	*
15	457	Cover belt	1	ER2CS9457	←	*
16	458	Socket bolt	1	J1BE2-0601616	←	For cover belt (attached to gear case) *
17	459	Plain washer	1	ER1BS9436	←	For cover belt (attached to gear case) *
18	460	Spring lock washer	1	J1WS011-20060	←	For cover belt (attached to gear case) *
19	117	Packing C	1	ER2DS9117	←	For controller cover
20	2104	Controller cover assembly	1	ER2DI2104	ER2DJ2104	230V, 230/460V(230V) Class
				ER2DI1104	ER2DJ1104	400V, 230/460V(460V) Class
21	104	Controller cover	1	ER2DI9104	←	
22	185	Resistor cover	1	ER2DI9185	←	
23	5505	Braking resistor assembly	1	INV718E16	INV709E16	230V, 230/460V(230V) Class
				INV718Y16	INV709Y16	400V, 230/460V(460V) Class
24	800	Name plate B	1	ER2BJC10I9A3	X	
	801	Name plate B	1	X	ER2BJC10I9A5	
	802	Name plate D	1	X	ER2BJC10S9A6	
25	114	Pan head machine screw	2	J1AK2-5001212	←	For cover suspender (attached to controller cover)
26	153	Socket bolt	4	J1BE2-0604024	←	For controller cover
27	154	Toothed lock washer	4	J1WH012-10060	←	For controller cover

\* Included in Gear case F assembly.(P17)

# Power supply cable, push button (Plug connection)

ER2-010S/IS/SD,ER2-010L/IL/LD



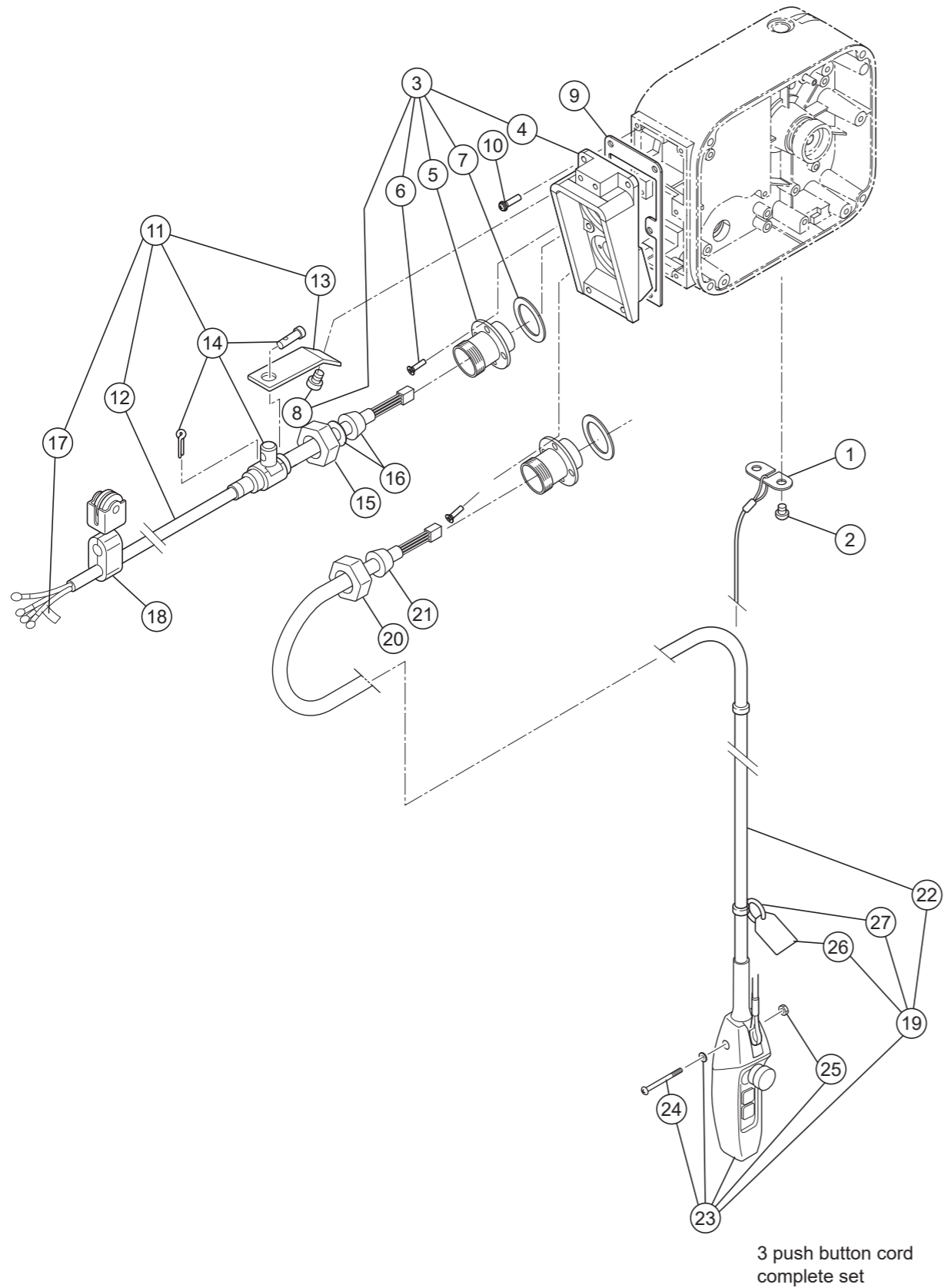
# Power supply cable, push button (Plug connection)

ER2-010S/IS/SD,ER2-010L/IL/LD

Figure No.	Part Number	Part Name	Quantity per unit	ER2-D		Remark
				ER2-010S/IS/SD	ER2-010L/IL/LD	
1	535	Cord support (wire stopper)	1	ER1BS9534	←	
2	536	Machine screw with spring washer	2	J1AP2-5001212	←	For cord support L
3	1511	Socket frame complete set	1	ER2CS3511	←	230V, 400V, 500V Class
				ER2CS4511	←	230/460V Class
				ER2DI3511	←	230V, 400V Class dual speed
				ER2DI4511	←	230/460V Class dual speed
				ER2CB3511	←	500V Class dual speed
4	511	Socket frame	1	ER2CS9511	←	
5	1523	Socket 4P assembly	1	ER2CS1523	←	230V, 400V, 500V Class
				ER2CS2523	←	230/460V Class
				ER2CS1523	←	230V, 400V Class dual speed
				ER2CS2523	←	230/460V Class dual speed
				ER2CS1523	←	500V Class dual speed
6	537	Tapping flat head machine screw	8	E6SE003S9551	←	For socket 4P, 8P
7	538	Socket cover 4P	2	E0YS005-9973	←	For socket 4P, 8P; Attached upon assembly packaging
8	1564	Socket 8P assembly	1	ER2CS2564	←	230V, 400V, 500V Class
				ER2CS2564	←	230/460V Class
				ER2CI2564	←	230V, 400V Class dual speed
				ER2CI2564	←	230/460V Class dual speed
				ER2CB2564	←	500V Class dual speed
9	546	Machine screw with spring washer	2	J1AP2-6001616	←	
10	512	Socket frame packing	1	ER2CS9512	←	For socket frame
11	516	Machine screw with spring washer	6	J1AP2-5002020	←	For socket frame
12	1521	Power supply cable assembly	1	ZBZA12CJ1000	←	
				ZBZA12CH1000	←	230/460V Class
13	521	Cable	1	Z2CU401-0000	←	
				ZDCC401-0000	←	230/460V Class
14	522	Plug 4P	1	ECP2304AD		
15	541	Cable support arm	1	ER1BS9541	←	
16	1542	Cable support 12 assembly	1	E7AX003S2822	←	
17	823	Name plate G	1	E6LE010S9806	←	
18	1527	Cable hanger 14 assembly	n	E6AX003S1527		
19	1557	Push button cord EH complete set	1	ZB10025W1000	←	230V, 400V, 500V Class
				ZB10025I5000	←	230/460V Class
				ZB20025W1000	←	230V, 400V, 500V Class dual speed
				ZB20025I5000	←	230/460V Class dual speed
20	557	Cable	1	Z3CR401-0000	←	230V, 400V, 500V Class
				Z3CH401-0000	←	230/460V Class
				Z3CR501-0000	←	230V, 400V, 500V Class dual speed
				Z3CH601-0000	←	230/460V Class dual speed
21	1561	3 push button switch assembly	1	SWDB100AA	←	230V, 400V, 500V Class
				SWDH100AA	←	230/460V Class
				SWDB200AA	←	230V, 400V, 500V Class dual speed
				SWDH200AA	←	230/460V Class dual speed
22	626	Machine screw with spring washer	1	J1AP2-4002608	←	
23	627	Nut	1	J1AN004-10040	←	
24	566	Plug 8P	1	ECP2108AA	←	Single speed
				ECP2108AB	←	Dual speed
25	567	Warning tag PB	1	SWD9013AB	←	
				SWD9013AD	←	230/460V Class
26	568	Tag holder	1	E7SE003S9787	←	

# Power supply cable, push button (Direct connection)

ER2-010S/IS,ER2-010L/IL



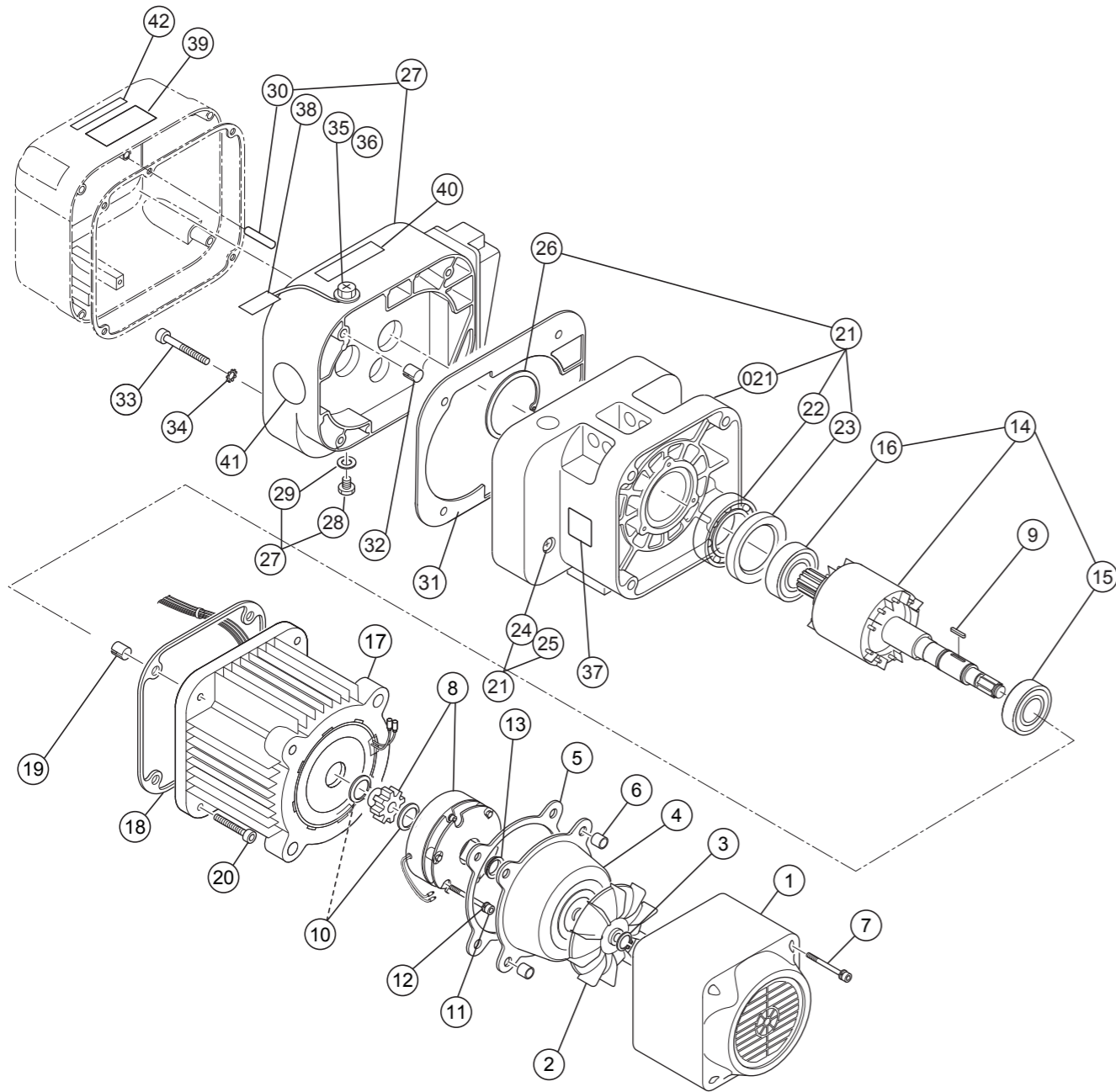
# Power supply cable, push button (Direct connection)

ER2-010S/IS,ER2-010L/IL

Figure No.	Part Number	Part Name	Quantity per unit	ER2-D		Remark
				ER2-010S/IS	ER2-010L/IL	
1	535	Cord support(wire stopper)	1	ER1BS9534	←	
2	536	Machine screw with spring washer	2	J1AP2-5001212	←	For cord support L
3	2511	Socket frame complete set	1	ER2CS2511	←	
4	511	Socket frame	1	ER2CS9511	←	
5	575	Holder C	2	ECP5924AL	←	
6	517	Tapping machine screw	8	ER1BS9517	←	For holder C
7	568	Holder packing	2	ECP5924AM	←	For holder C
8	546	Machine screw with spring washer	2	J1AP2-6001616	←	For cable support arm
9	512	Socket frame packing	1	ER2CS9512	←	
10	516	Machine screw with spring washer	6	J1AP2-5002020	←	For socket frame
11	1521	Power supply cable assembly	1	ZBZB12CJ1000	←	
12	521	Cable	1	Z2CU401-0000	←	
13	541	Cable support arm	1	ER1BS9541	←	
14	1542	Cable support 12 assembly	1	E7AX003S2822	←	
15	569	Holder A	1	ECP5924AA	←	
16	574	Cable packing	1	ECP6912AA	←	
17	823	Name plate G	1	E6LE010S9806	←	
18	1527	Cable hanger 14 assembly	n	E6AX003S1527	←	
19	1557	Push button cord EH complete set	1	ZBS0025W1000	←	Single speed
				ZBD0025W1000	←	Dual speed
20	341	Holder A	1	ECP5924AA	←	
21	351	Cable packing	1	ECP6912AA	←	Single speed
				ECP6914AA	←	Dual speed
22	557	Cable	1	Z3CR401-0000	←	Single speed
				Z3CR501-0000	←	Dual speed
23	1561	3 push button switch assembly	1	SWDB100AA	←	Single speed
				SWDB200AA	←	Dual speed
24	626	Machine screw with spring washer	1	J1AP2-4002608	←	
25	627	Nut	1	J1AN004-10040	←	
26	567	Warning tag PB	1	SWD9013AB	←	
27	568	Tag holder	1	E7SE003S9787	←	

# Body,gear case,motor (Single & inverter dual speed)

ER2-015S/IS,ER2-020S/IS,ER2-020L/IL,ER2-030S/IS



# Body,gear case,motor (Single & inverter dual speed)

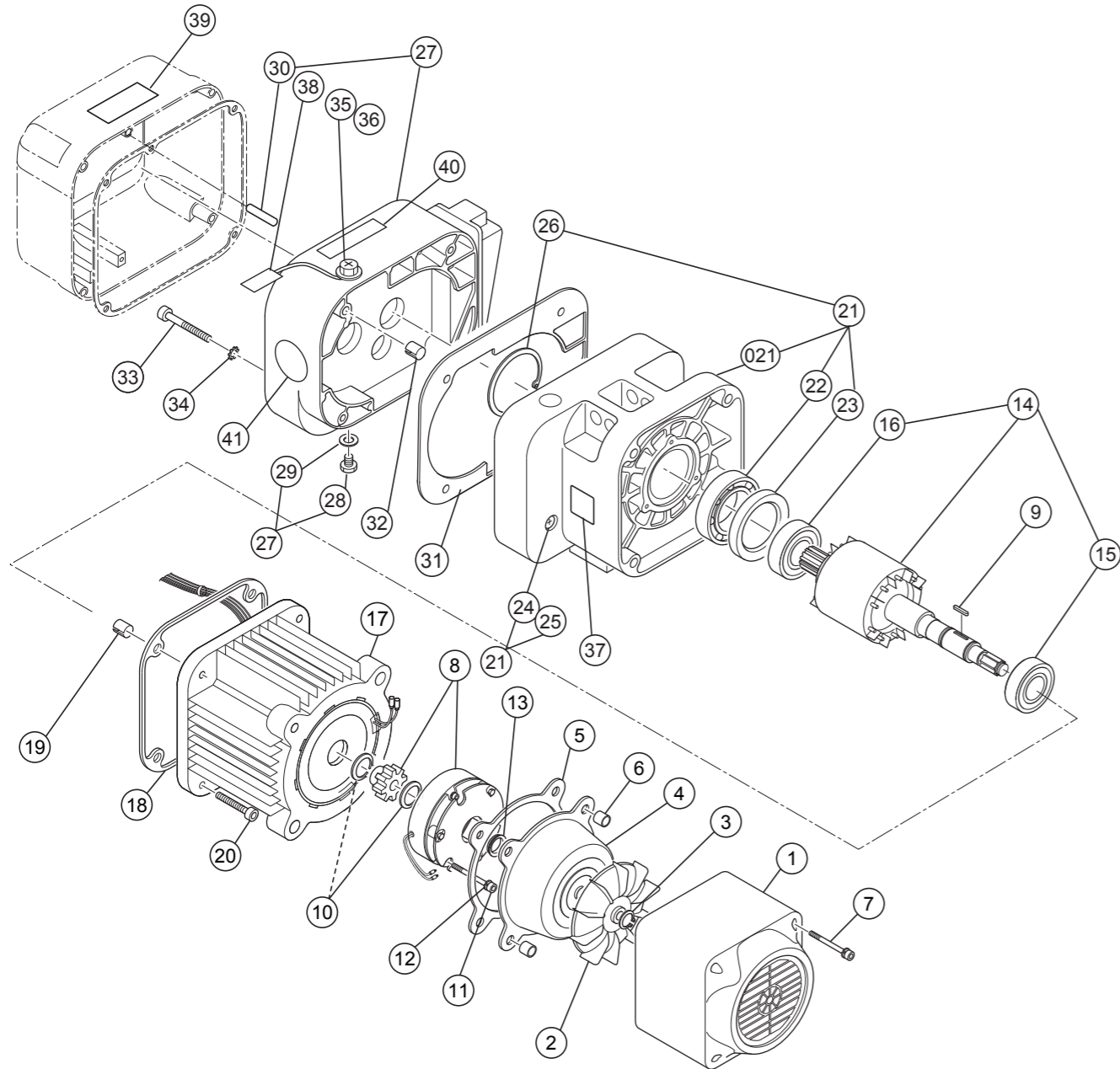
ER2-015S/IS,ER2-020S/IS,ER2-020L/IL,ER2-030S/IS

Figure No.	Part Number	Part Name	Quantity per unit	ER2-E				Remark
				ER2-015S/IS	ER2-020S/IS	ER2-020L/IL	ER2-030S/IS	
1	107	Fan cover	1	ER2DS9107	ER2ES9107	ER2DS9107	ER2ES9107	
2	108	Fan	1	ER2DS9108	ER2ES9108	ER2DS9108	ER2ES9108	
3	323	Snap ring	1	J1SS000-00016	J1SS000-00022	J1SS000-00016	J1SS000-00022	For fan
4	115	Brake cover	1	ER2DS9115	ER2ES9115	ER2DS9115	ER2ES9115	
5	119	Packing B	1	ER2DS9119	ER2ES9119	ER2DS9119	ER2ES9119	For brake cover
6	140	Set pin S	2	E6SE005S9120	←	←	←	For fan cover, brake cover
7	160	Socket bolt	4	J1BE2-0504522	J1BE2-0604524	J1BE2-0504522	J1BE2-0604524	For fan cover, brake cover
8	1362	Electromagnetic brake assembly	1	MBABB18CA	MBABB35CA	MBABB18CA	MBABB35CA	230V Class
				MBABB18YA	MBABB35YA	MBABB18YA	MBABB35YA	400V Class
				MBABB18KA	MBABB35KA	MBABB18KA	MBABB35KA	500V Class
				MBABB18NA	MBABB35NA	MBABB18NA	MBABB35NA	230/460V Class
9	360	Key B	1	ER2DS9360	ER2ES9360	ER2DS9360	ER2ES9360	For electromagnetic brake
10	361	Snap ring	1	X	J1SS000-00030	X	J1SS000-00030	For electromagnetic brake
	361	Snap ring	2	J1SS000-00024	X	J1SS000-00024	X	For electromagnetic brake
11	167	Socket bolt	3	J1BE1-0604024	J1BE1-0805028	J1BE1-0604024	J1BE1-0805028	For electromagnetic brake
12	168	Spring lock washer	3	J1WS011-20060	J1WS011-20080	J1WS011-20060	J1WS011-20080	For electromagnetic brake
13	210	V ring	1	ER2DS9210	ER2ES9210	ER2DS9210	ER2ES9210	Packing between motor shaft and brake cover
14	5502	Motor shaft with rotor	1	ER2EL5502	ER2ES5502	ER2EL5502	ER2ES5502	
15	202	Ball bearing	1	J1GR0C0-06005	J1GR0C0-06007	J1GR0C0-06005	J1GR0C0-06007	For motor frame
16	208	Ball bearing	1	J1GR0C0-06006	←	←	←	For bearing holder (for motor shaft)
17	5501	Motor frame with stator	1	ER2BFC20L5A1	ER2BFC20S5A1	ER2BFC20L5A1	ER2BFC20S5A1	230V Class
				ER2BFY20L5A1	ER2BFY20S5A1	ER2BFY20L5A1	ER2BFY20S5A1	400V Class
				ER2BKK20L5A1	ER2BKK20S5A1	ER2BKK20L5A1	ER2BKK20S5A1	500V Class
				ER2BKV20L5A1	ER2BKV20S5A1	ER2BKV20L5A1	ER2BKV20S5A1	230/460V Class
18	118	Packing M	1	ER2ES9118	←	←	←	For motor frame
19	138	Set pin S	2	ER2ES9138	←	←	←	For motor frame
20	155	Socket bolt	4	J1BE2-1204040	←	←	←	For motor frame
21	6101	Body B assembly	1	ER2ES6101	←	←	←	Dedicated body for friction
021	101	Body B	1	ER2ES9101	←	←	←	Dedicated body for friction
22	243	Ball bearing	1	J1GR030-06010	←	←	←	For load sheave (gear case side)
23	244	Oil seal	1	ER2ES9244	←	←	←	For load sheave (gear case side)
24	133	Oil plug	1	E5FE003S9111	←	←	←	
25	136	Plug packing	1	E2YS005-9109	←	←	←	For oil plug
26	207	Snap ring	1	J1SR000-00080	←	←	←	
27	6103	Gear case F assembly	1	ER2EL6103	ER2ES6103	ER2EL6103	ER2ES6103	*
28	133	Oil plug	1	E5FE003S9111	←	←	←	For gear case
29	136	Plug packing	1	E2YS005-9109	←	←	←	For oil plug
30	139	Spring pin	1	J1PS11-060025	←	←	←	
31	116	Packing G	1	ER2ES9116	←	←	←	For gear case
32	137	Set pin S	2	E6SE010S9120	←	←	←	For gear case
33	151	Socket bolt	4	J1BE1-0806028	J1BE1-0809028	J1BE1-0806028	J1BE1-0809028	For gear case
34	152	Toothed lock washer	4	J1WH012-10080	←	←	←	For gear case
35	135	Oil plug B	1	WR2BS9135	←	←	←	For gear case
36	173	Eyebolt packing	1	E2YS005-9116	←	←	←	For oil plug B
37	960	Name plate load side	1	ER1BS9960	←	←	←	Load side
38	953	Oil Full tag	1	ER1BS9953	←	←	←	
39	866	Warning sticker EE	1	E2DPX10S9866	←	←	←	
	935	Warning sticker E		ER2CS9936	←	←	←	230/460V Class
40	810	Name plate OF	1	ER1BS9890	←	←	←	
				ER2CS9845	←	←	←	230/460V Class
41	868	Name plate AD	1	ER1BS9868	←	ER1BL9868	ER1BS9868	Speed display
42	820	Warning sticker HW	1	ER2CI9806	←	←	←	For inverter dual speed

\* There are other built-in parts. See the following pages. (P26, P30, P31)

# Body,gear case,motor (500V class dual speed)

ER2-015SD,ER2-020SD,ER2-020LD,ER2-030SD



# Body,gear case,motor (500V class dual speed)

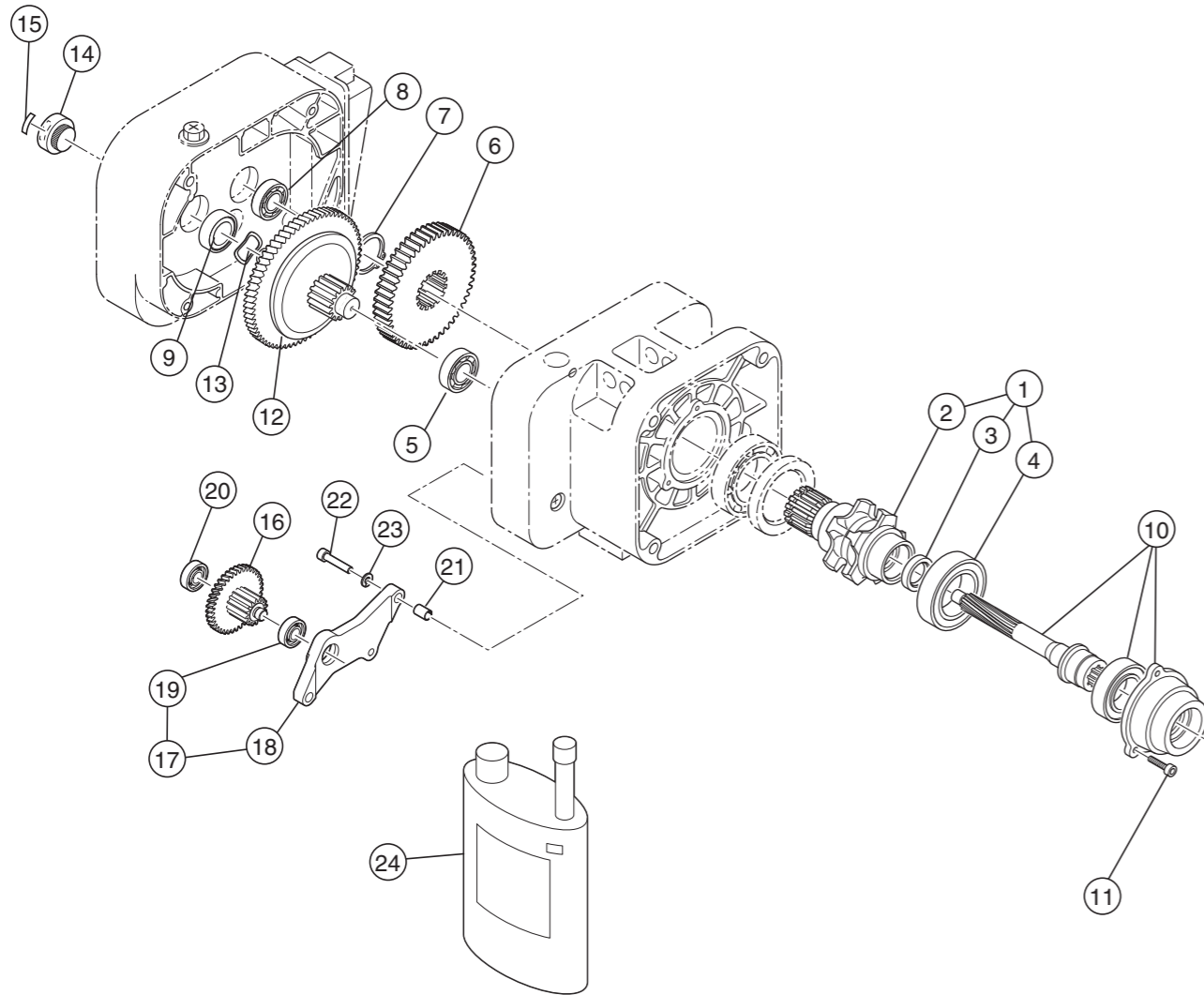
ER2-015SD,ER2-020SD,ER2-020LD,ER2-030SD

Figure No.	Part Number	Part Name	Quantity per unit	ER2-E				Remark
				ER2-015SD	ER2-020SD	ER2-020LD	ER2-030SD	
1	107	Fan cover	1	ER2DS9107	ER2ES9107	ER2DS9107	ER2ES9107	
2	108	Fan	1	ER2DS9108	ER2ES9108	ER2DS9108	ER2ES9108	
3	323	Snap ring	1	J1SS000-00016	J1SS000-00022	J1SS000-00016	J1SS000-00022	For fan
4	115	Brake cover	1	ER2DS9115	ER2ES9115	ER2DS9115	ER2ES9115	
5	119	Packing B	1	ER2DS9119	ER2ES9119	ER2DS9119	ER2ES9119	For brake cover
6	140	Set pin S	2	E6SE005S9120	←	←	←	For fan cover, brake cover
7	160	Socket bolt	4	J1BE2-0504522	J1BE2-0604524	J1BE2-0504522	J1BE2-0604524	For fan cover, brake cover
8	1362	Electromagnetic brake assembly	1	MBAKB18KA	MBAKB35KA	MBAKB18KA	MBAKB35KA	
9	360	Key B	1	MBAKB18KA	MBAKB35KA	MBAKB18KA	MBAKB35KA	For electromagnetic brake
10	361	Snap ring	1	X	J1SS000-00030	X	J1SS000-00030	For electromagnetic brake
	361	Snap ring	2	J1SS000-00024	X	J1SS000-00024	X	For electromagnetic brake
11	167	Socket bolt	3	J1BE1-0604024	J1BE1-0805028	J1BE1-0604024	J1BE1-0805028	For electromagnetic brake
12	168	Spring lock washer	3	J1WS011-20060	J1WS011-20080	J1WS011-20060	J1WS011-20080	For electromagnetic brake
13	210	V ring	1	ER2DS9210	ER2ES9210	ER2DS9210	ER2ES9210	Packing between motor shaft and brake cover
14	5502	Motor shaft with rotor	1	ER2EC5502	ER2EB5502	ER2EC5502	ER2EB5502	
15	202	Ball bearing	1	J1GR0C0-06005	J1GR0C0-06007	J1GR0C0-06005	J1GR0C0-06007	For motor frame
16	208	Ball bearing	1	J1GR0C0-06006	←	←	←	For bearing holder (for motor shaft)
17	5501	Motor frame with stator	1	ER2BKK20C5A1	ER2BKK20B5A1	ER2BKK20C5A1	ER2BKK20B5A1	
18	118	Packing M	1	ER2ES9118	←	←	←	For motor frame
19	138	Set pin S	2	ER2ES9138	←	←	←	For motor frame
20	155	Socket bolt	4	J1BE2-1204040	←	←	←	For motor frame
21	6101	Body B assembly	1	ER2ES6101	←	←	←	Dedicated body for friction
021	101	Body B	1	ER2ES9101	←	←	←	Dedicated body for friction
22	243	Ball bearing	1	J1GR030-06010	←	←	←	For load sheave (gear case side)
23	244	Oil seal	1	ER2ES9244	←	←	←	For load sheave (gear case side)
24	133	Oil plug	1	E5FE003S9111	←	←	←	
25	136	Plug packing	1	E2YS005-9109	←	←	←	For oil plug
26	207	Snap ring	1	J1SR000-00080	←	←	←	
27	6103	Gear case F assembly	1	ER2EL6103	ER2ES6103	ER2EL6103	ER2ES6103	*
28	133	Oil plug	1	E5FE003S9111	←	←	←	For gear case
29	136	Plug packing	1	E2YS005-9109	←	←	←	For oil plug
30	139	Spring pin	1	J1PS11-060025	←	←	←	
31	116	Packing G	1	ER2ES9116	←	←	←	For gear case
32	137	Set pin S	2	E6SE010S9120	←	←	←	For gear case
33	151	Socket bolt	4	J1BE1-0806028	J1BE1-0809028	J1BE1-0806028	J1BE1-0809028	For gear case
34	152	Toothed lock washer	4	J1WH012-10080	←	←	←	For gear case
35	135	Oil plug B	1	WR2BS9135	←	←	←	For gear case
36	173	Eyebolt packing	1	E2YS005-9116	←	←	←	For oil plug B
37	960	Name plate load side	1	ER1BS9960	←	←	←	Load side
38	953	Oil Full tag	1	ER1BS9953	←	←	←	
39	866	Warning sticker EE	1	E2DPX10S9866	←	←	←	
40	810	Name plate OF	1	ER1BS9890	←	←	←	
41	868	Name plate AD	1	ER1BS9868	←	ER1BL9868	ER1BS9868	Speed display

\* There are other built-in parts. See the following pages. (P27, P30)

# Pinion,friction,gear (Single & inverter dual speed)

ER2-015S/IS,ER2-020S/IS,ER2-020L/IL,ER2-030S/IS



# Pinion,friction,gear (Single & inverter dual speed)

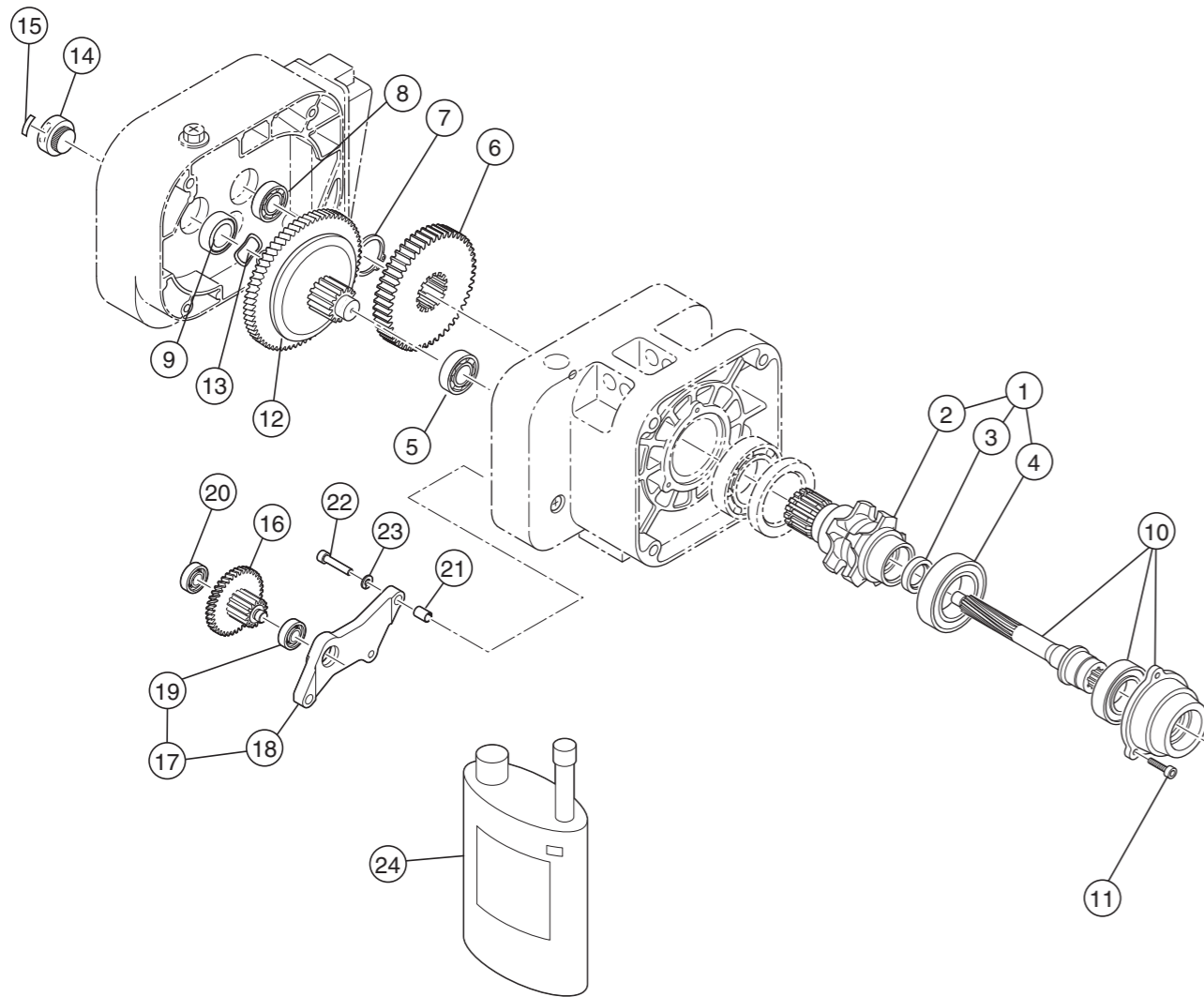
ER2-015S/IS,ER2-020S/IS,ER2-020L/IL,ER2-030S/IS

Figure No.	Part Number	Part Name	Quantity per unit	ER2-E				Remark
				ER2-015S/IS	ER2-020S/IS	ER2-020L/IL	ER2-030S/IS	
1	6241	Load sheave assembly	1	ER2ES6241	←	←	←	
2	241	Load sheave	1	ER2ES9241	←	←	←	
3	221	Oil seal	1	ER2ES9221	←	←	←	For pinion
4	242	Ball bearing	1	J1GR0B0-06209	←	←	←	For load sheave (motor side)
5	238	Ball bearing	1	J1GR030-06405	←	←	←	For gear #3 (body side)
6	240	Load gear	1	ER2EM9240	ER2ES9240	ER2EL9240	ER2ER9240	
7	245	Snap ring	1	J1SS000-00050	←	←	←	For load gear
8	222	Ball bearing	1	J1GR0A0-06303	←	←	←	For pinion (gear case side) *
9	233	Oil seal	1	ER1DS9233	←	←	←	For seal collar *
10	5220	Pinion assembly	1	ER2EL5220	ER2ES5220	ER2EL5220	ER2ES5220	
11	164	Socket bolt	3	J1BE2-0601616	←	←	←	For bearing holder
12	1223	Friction clutch complete set	1	ER2EM1218	ER2ES1223	ER2EL1223	ER2ER1223	
13	234	Wave washer	1	ER1DS9234	ER2ES9234	ER1DS9234	ER2ES9234	
14	235	Nut cover	1	ER1DS9235	ER2ES9235	ER1DS9235	ER2ES9235	
15	840 897	Name plate FP	1	ER1BS9892 ER2CS9897	← ←	← ←	← ←	230 / 460V
16	5262	Gear B assembly	1	ER2EM5257	X	ER2EL5262	X	
17	6261	Gear holder plate assembly	1	ER2EL6261	X	ER2EL6261	X	
18	261	Gear holder plate	1	ER2EL9261	X	ER2EL9261	X	
19	264	Ball bearing	1	J1GR0A0-06202	X	J1GR0A0-06202	X	
20	266	Ball bearing	1	J1GR0A0-06201	X	J1GR0A0-06201	X	Gear B (gear case side)
21	270	Set pin S	2	E6SE010S9120	X	E6SE010S9120	X	For gear holder plate
22	271	Socket bolt	3	J1BE1-0803535	X	J1BE1-0803535	X	For gear holder plate
23	272	Spring lock washer	3	J1WS011-20080	X	J1WS011-20080	X	For gear holder plate
24	1855L	Oil pot F (1L)	2	X	ER1CS1855	X	ER1CS1855	
	1855S	Oil pot F (0.7L)	1	ER1BS1855	X	ER1BS1855	X	
	1855L	Oil pot F (1L)	1	ER1CS1855	X	ER1CS1855	X	

\* Included in Gear case F assembly.(P24)

# Pinion,friction,gear (500V class dual speed)

ER2-015SD,ER2-020SD,ER2-020LD,ER2-030SD



# Pinion,friction,gear (500V class dual speed)

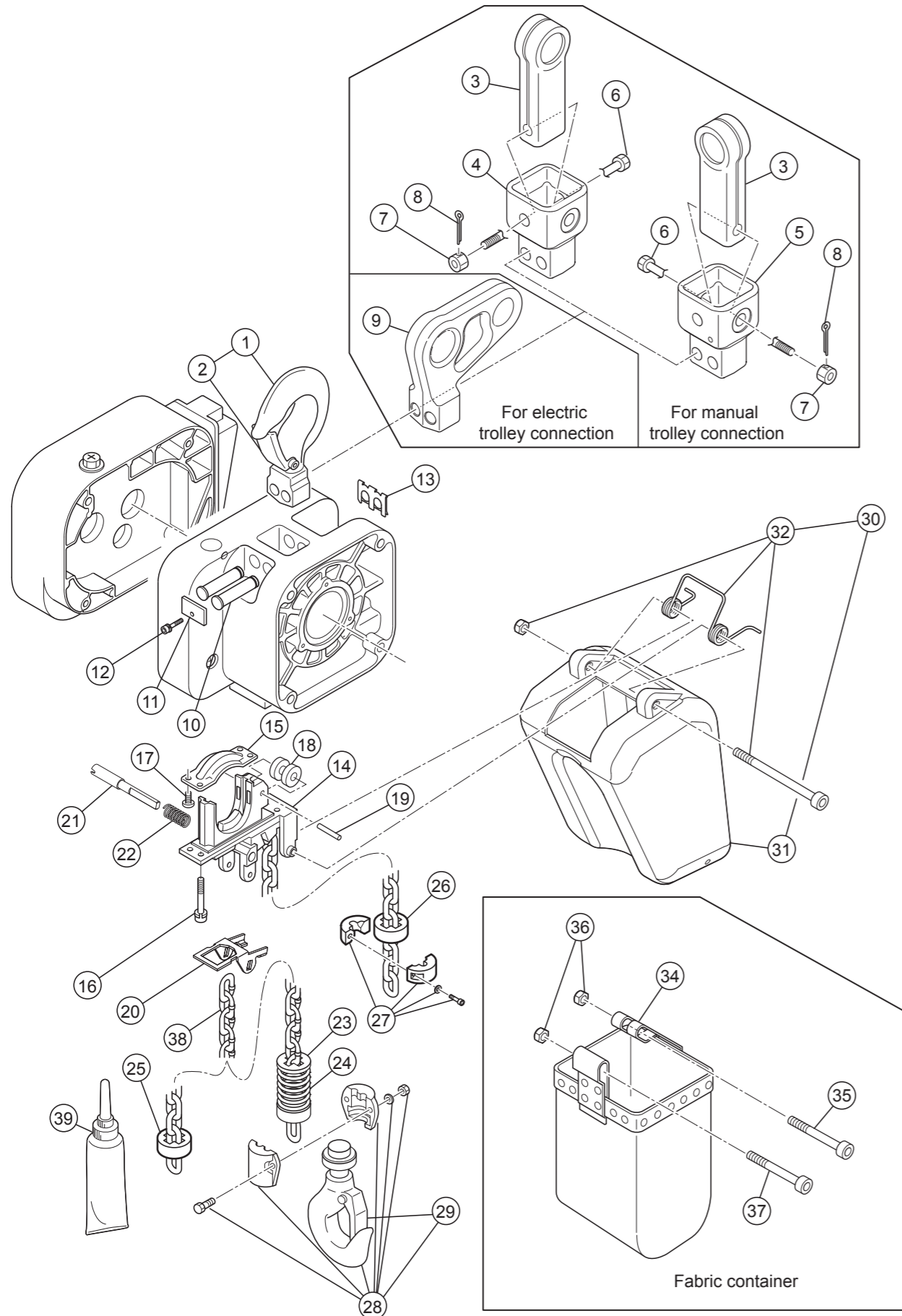
ER2-015SD,ER2-020SD,ER2-020LD,ER2-030SD

Figure No.	Part Number	Part Name	Quantity per unit	ER2-E				Remark
				ER2-015SD	ER2-020SD	ER2-020LD	ER2-030SD	
1	6241	Load sheave assembly	1	ER2ES6241	←	←	←	
2	241	Load sheave	1	ER2ES9241	←	←	←	
3	221	Oil seal	1	ER2ES9221	←	←	←	For pinion
4	242	Ball bearing	1	J1GR0B0-06209	←	←	←	For load sheave (motor side)
5	238	Ball bearing	1	J1GR030-06405	←	←	←	For gear #3 (body side)
6	240	Load gear	1	ER2EM9240	ER2ES9240	ER2EL9240	ER2ER9240	
7	245	Snap ring	1	J1SS000-00050	←	←	←	For load gear
8	222	Ball bearing	1	J1GR0A0-06303	←	←	←	For pinion (gear case side) *
9	233	Oil seal	1	ER1DS9233	←	←	←	For seal collar *
10	5220	Pinion assembly	1	ER2EL5220	ER2ES5220	ER2EL5220	ER2ES5220	
11	164	Socket bolt	3	J1BE2-0601616	←	←	←	For bearing holder
12	1223	Friction clutch complete set	1	ER2EP1223	ER2EB1223	ER2EC1223	ER2ET1223	
13	234	Wave washer	1	ER1DS9234	ER2ES9234	ER1DS9234	ER2ES9234	
14	235	Nut cover	1	ER1DS9235	ER2ES9235	ER1DS9235	ER2ES9235	
15	840	Name plate FP	1	ER1BS9892	←	←	←	
16	5262	Gear B assembly	1	ER2EP5262	ER2EB5262	ER2EC5262	ER2EB5262	
17	6261	Gear holder plate assembly	1	ER2EL6261	ER2EB6261	ER2EL6261	ER2EB6261	
18	261	Gear holder plate	1	ER2EL9261	ER2EB9261	ER2EL9261	ER2EB9261	
19	264	Ball bearing	1	J1GR0A0-06202	←	←	←	
20	266	Ball bearing	1	J1GR0A0-06201	J1GR0A0-06202	J1GR0A0-06201	J1GR0A0-06202	Gear B (gear case side)
21	270	Set pin S	2	E6SE010S9120	←	←	←	For gear holder plate
22	271	Socket bolt	3	J1BE1-0803535	J1BE1-0804528	J1BE1-0803535	J1BE1-0804528	For gear holder plate
23	272	Spring lock washer	3	J1WS011-20080	←	←	←	For gear holder plate
24	1855L	Oil pot F (1L)	2	X	ER1CS1855	X	ER1CS1855	
	1855S	Oil pot F (0.7L)	1	ER1BS1855	X	ER1BS1855	X	
	1855L	Oil pot F (1L)	1	ER1CS1855	X	ER1CS1855	X	

\* Included in Gear case F assembly.(P25)

# Top/bottom hook,load chain,chain guide,chain container

ER2-015S/IS/SD,ER2-020S/IS/SD,ER2-020L/IL/LD



# Top/bottom hook,load chain,chain guide,chain container

ER2-015S/IS/SD,ER2-020S/IS/SD,ER2-020L/IL/LD

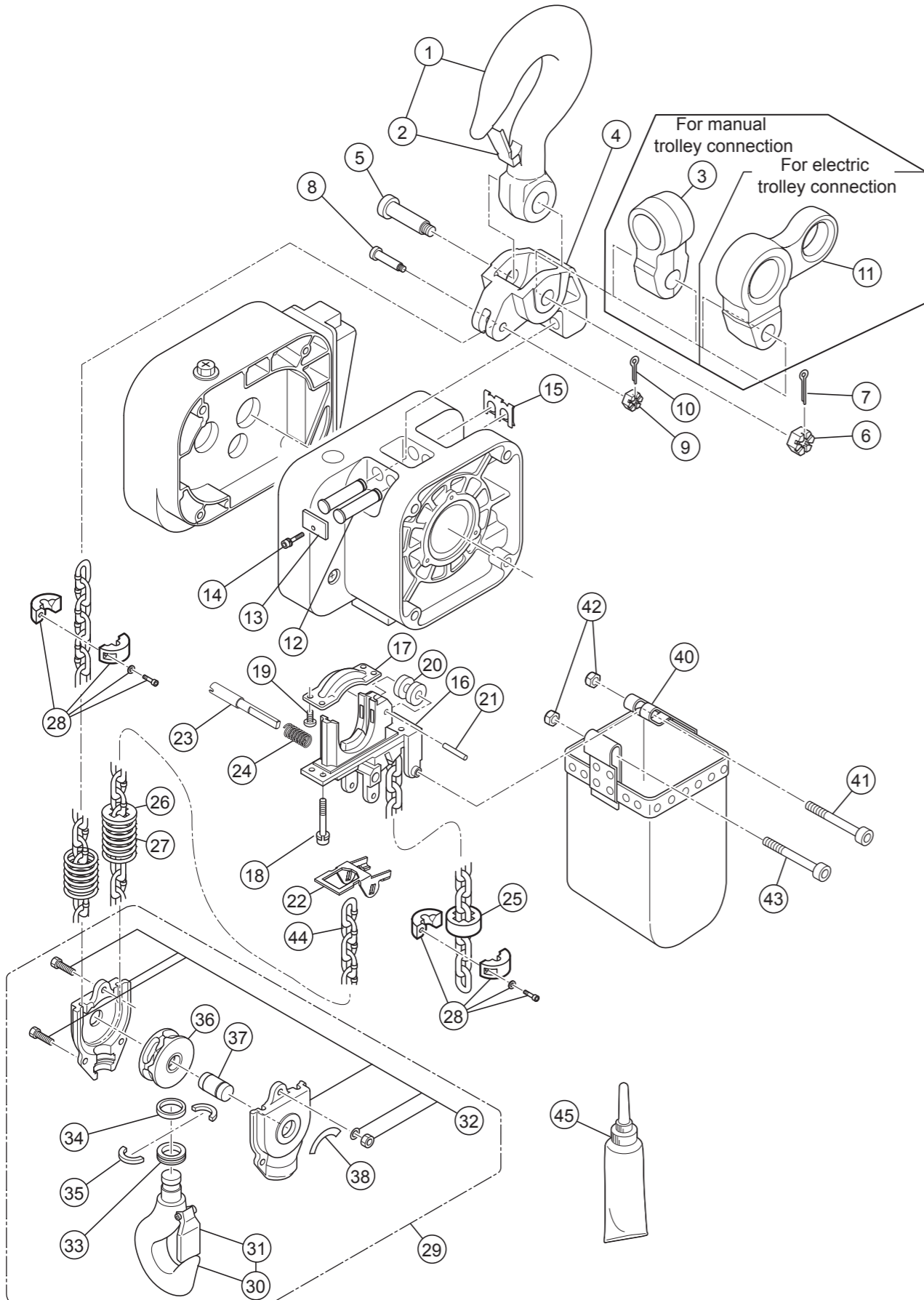
Figure No.	Part Number	Part Name	Quantity per unit	ER2-E			Remark
				ER2-015S/IS/SD	ER2-020S/IS/SD	ER2-020L/IL/LD	
1	1001	Top hook assembly	1	ER2ES1001	←	←	
2	1002	Hook latch assembly	1	ER2ES1002	←	←	For top hook
3	004	Suspender	1	T7GB020-9004	←	←	For plain trolley, geared trolley connection
4	027	Connection yoke PG	1	ER2ES5027	←	←	For manual trolley connection
5	032	Yoke bolt	1	ER1ES9032	←	←	For connection yoke
6	033	Slotted nut	1	J1NL001-20160	←	←	For connection yoke
7	034	Split pin	1	J1PW01-040030	←	←	For connection yoke
8	031	Suspender T	1	ER2ES9031	←	←	For MR connection
9	121	Top pin	2	ER2ES9121	←	←	For body connection
10	123	Plate A	1	ER2ES9123	←	←	For top pin
11	124	Socket bolt with spring lock washer	1	J1BG2-0601212	←	←	For plate A
12	186	Shaft clip	1	ER2ES9186	←	←	For top pin
13	331	Chain guide A	1	ER2ES9331	←	←	
14	332	Chain guide B	1	ER2ES9332	←	←	
15	346	Socket bolt with spring lock washer	4	J1BG2-0803030	←	←	For chain guide A
16	348	Machine screw with spring washer	4	J1AP2-6001212	←	←	For chain guide B
17	333	Guide roller	1	ER1DL9333	←	←	
18	334	Roller pin	1	ER1DL9334	←	←	
19	337	Limit lever	1	ER2ES9337	←	←	
20	338	Limit lever pin	1	ER2EL9338	ER2ES9338	ER2EL9338	
21	357	Limit lever spring	1	ER2CS9357	←	←	
22	054	Limiting plate	1	X	ER1ES9054	←	Load side
23	051	Chain spring	1	X	E7SS020S9047	ER1DL9051	Load side
24	053	Cushion rubber	1	ER1ES9053	X	X	Load side (only for 1.5t)
25	053	Cushion rubber	1	ER1ES9053	←	←	No-load side
26	1041	Stopper assembly	1	ER1ES1041	←	←	
27	1011	Bottom hook complete set	1	ER2EM1011	ER2ES1011	←	
28	1002	Hook latch assembly	1	ER2EM1002	ER2ES1002	←	Bottom hook
29	—	Chain container complete set	1	ER2ES1401SU_01	←	←	
30	1401	Chain container P assembly	1	ER2ES1401	←	←	Max. lifting height 4m
31	1416	Container spring assembly	1	ER2ES1416	←	←	
32	5403	Chain container (E1) assembly	1	ER2ES5403	←	←	Max. lifting height 12m
33	5405	Chain container (E2) assembly	1	ER2ES5405	←	←	Max. lifting height 18m
34	417	Socket bolt	1	J1BE1-1010032	←	←	Container hanger A side
35	418	Lever nut	2	C2BA200-9074	←	←	Container hangers A and B
36	419	Socket bolt	1	J1BE1-1007532	←	←	Container hanger B side
37	874	Load chain	1	KBAN102W	←	←	Nickel plating specification
38	1951	Lubricant tube assembly	1	ER2CS1951	←	←	

## Load chain

Body size		ER2-E		
Type		ER2-015S/IS/SD	ER2-020S/IS/SD	ER2-020L/IL/LD
Load chain number of falls		1		
Load chain wire diameter (mm)		φ10.2		
Wire length allowance (m)	Lifting height 4m/6m	0.55		0.61
Total length (m)	Lifting height 4m/6m	4.55/6.55		4.61/6.61

# Top/bottom hook,load chain,chain guide,chain container (Double chain fall)

ER2-030S/IS/SD



# Top/bottom hook,load chain,chain guide,chain container (Double chain fall)

ER2-030S/IS/SD

Figure No.	Part Number	Part Name	Quantity per unit	ER2-E	Remark
				ER2-030S/IS/SD	
1	1001	Top hook assembly	1	ER2ER1001	
2	1002	Hook latch assembly	1	ER2ER1002	For top hook
3	004	Sponder	1	T7GB030-9004	For manual trolley connection
4	030	Connection yoke D	1	ER2ER9030	
5	032	Yoke bolt	1	ER1ES9032	For connection yoke D
6	033	Slotted nut	1	J1NL001-20160	For connection yoke D
7	034	Split pin	1	J1PW01-040030	For connection yoke D
8	035	Chain pin	1	C2BA020-9041	For load chain terminal
9	036	Slotted nut	1	C2BA020-9049	For load chain terminal
10	037	Split pin	1	J1PW01-020016	For load chain terminal
11	031	Sponder T	1	ER2ER9031	For MR connection
12	121	Top pin	2	ER2ES9121	For body connection
13	123	Plate A	1	ER2ES9123	For top pin
14	124	Socket bolt with spring lock washer	1	J1BG2-0601212	For plate A
15	186	Shaft clip	1	ER2ES9186	For top pin
16	331	Chain guide A	1	ER2ES9331	
17	332	Chain guide B	1	ER2ES9332	
18	346	Socket bolt with spring lock washer	4	J1BG2-0803030	For chain guide A
19	348	Machine screw with spring washer	4	J1AP2-6001212	For chain guide B
20	333	Guide roller	1	ER1DL9333	
21	334	Roller pin	1	ER1DL9334	
22	337	Limit lever	1	ER2ES9337	
23	338	Limit lever pin	1	ER2ES9338	
24	357	Limit lever spring	1	ER2CS9357	
25	053	Cushion rubber	1	ER1ES9053	No- load side
26	054	Limiting plate	1	ER1ES9054	Load side
27	051	Chain spring	2	E7SS020S9047	Load side
28	1041	Stopper assembly	2	ER1ES1041	
29	1011	Bottom hook complete set	1	ER2ER1011	
30	2011	Bottom hook assembly	1	ER2ER2011	
31	1002	Hook latch assembly	1	ER2ER1002	Bottom hook
32	2015	Bottom yoke assembly	1	ER2ER2015	
33	012	Thrust bearing	1	J1GS000-51106	
34	013	Thrust collar A	1	E2YS030-9026	
35	014	Hook stopper A	2	E2YS030-9027	
36	6021	Idle sheave assembly	1	ER2ER6021	
37	6023	Bottom shaft assembly	1	ER2ER6023	
38	822	Name plate C	1	C3BA030-9805	
40	5403	Chain container (E1) assembly	1	ER2ES5403	Max. lifting height 6m
41	417	Socket bolt	1	J1BE1-1010032	Container hanger A side
42	418	Lever nut	2	C2BA200-9074	Container hangers A and B
43	419	Socket bolt	1	J1BE1-1007532	Container hanger B side
44	874	Load chain	1	KBAN102W	Nickel plating specification
45	1951	Lubricant tube assembly	1	ER2CS1951	

## Load chain

Body size		ER2-E
Type		ER2-030S/IS/SD
Load chain number of falls		2
Load chain wire diameter (mm)		φ10.2
Wire length allowance (m)	Lifting height 4m/6m	1.18/1.24
Total length (m)	Lifting height 4m/6m	9.18/13.24

# Controller cover electric component

# Controller cover electric component

ER2-015S/SD,ER2-020S/SD,ER2-020L/LD,ER2-030S/SD

ER2-015S/SD,ER2-020S/SD,ER2-020L/LD,ER2-030S/SD

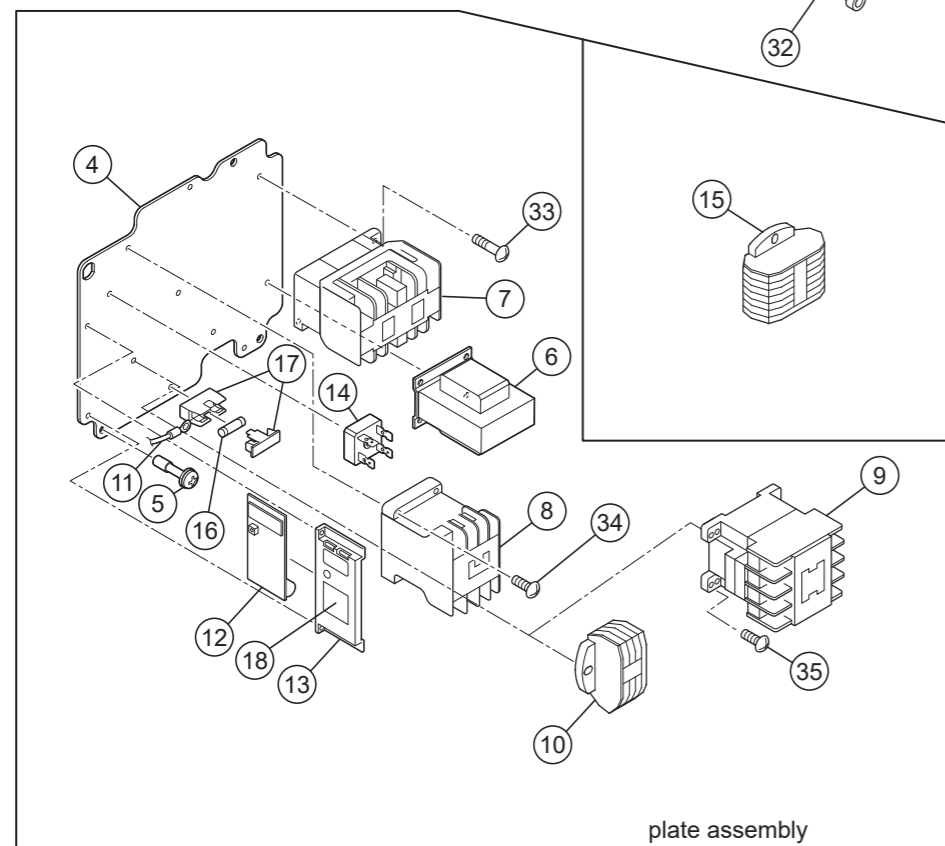
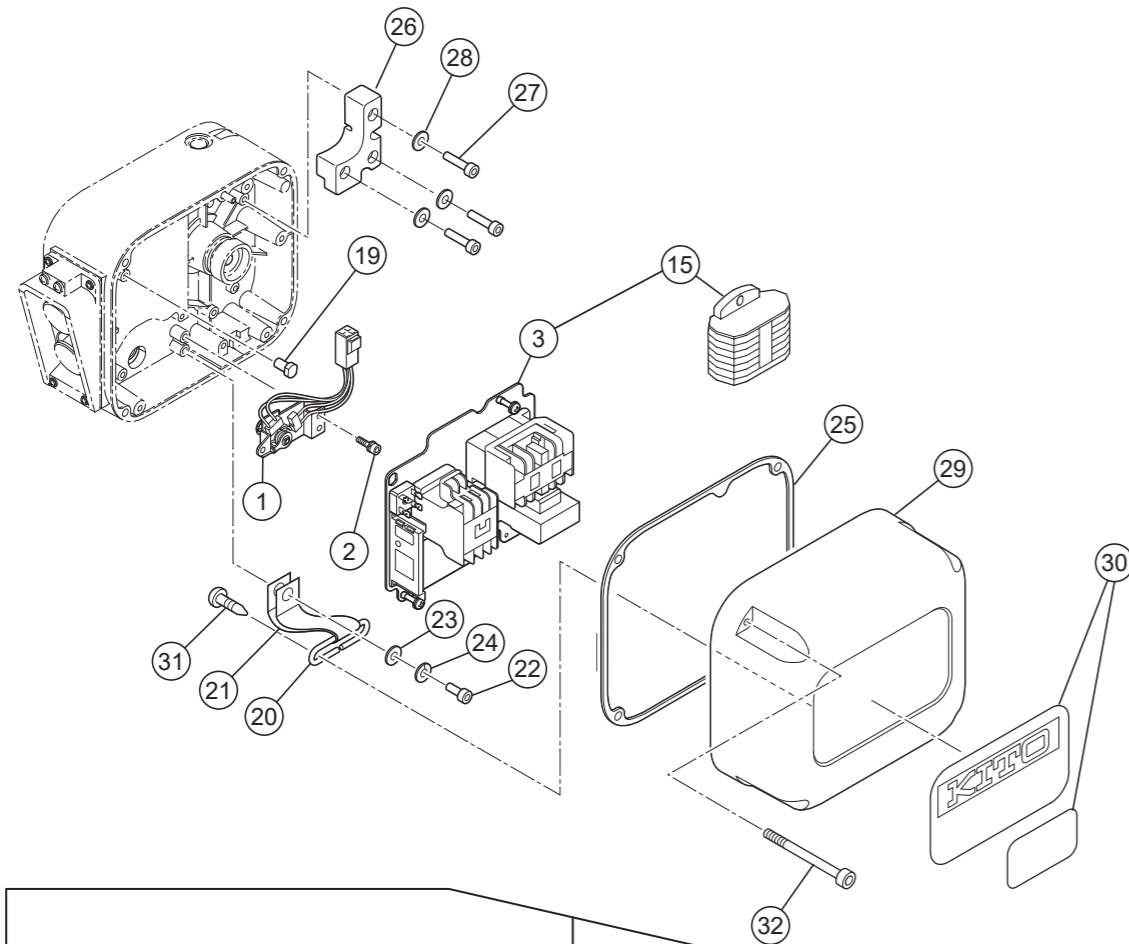
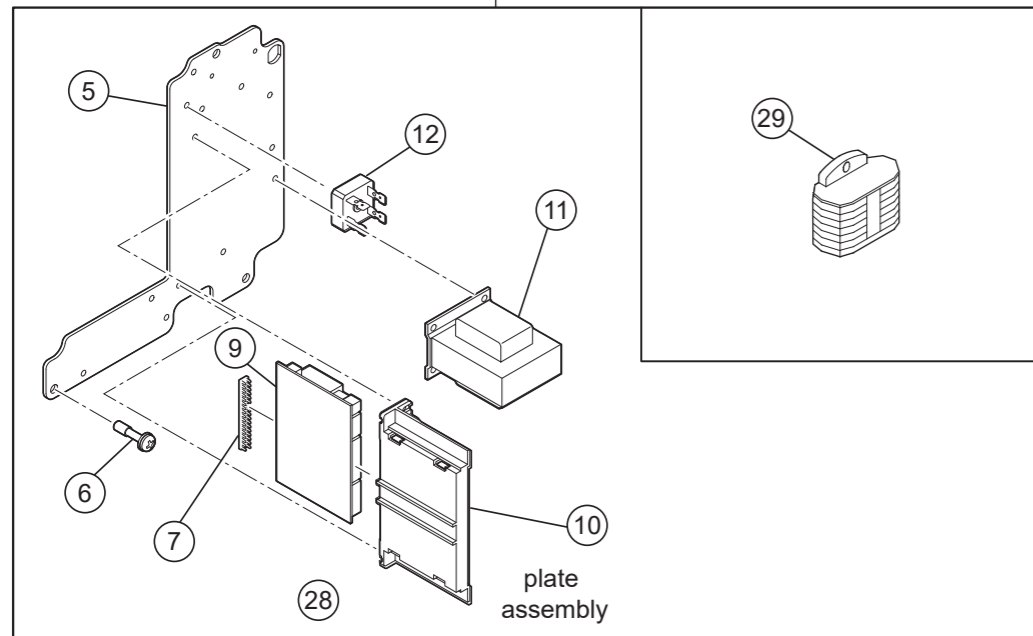
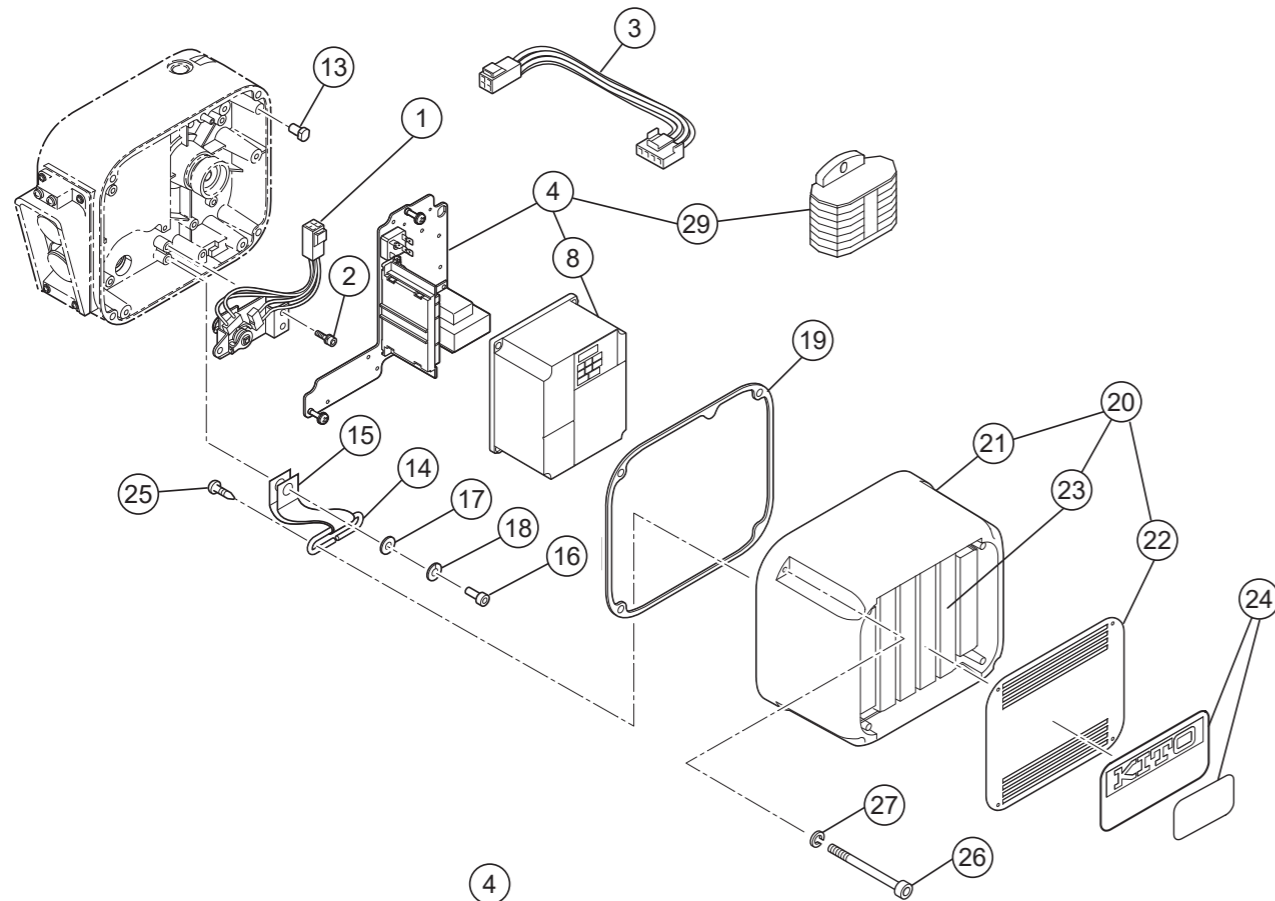


Figure No.	Part Number	Part Name	Quantity per unit	ER2-E				Remark
				ER2-015S/SD	ER2-020S/SD	ER2-020L/LD	ER2-030S/SD	
1	1060	Limit switch complete set	1	ER2C11060	←	←	←	
2	124	Socket bolt with spring lock washer	3	J1BG1-0601212	←	←	←	For limit switch
3	1441	Plate assembly	1	ER2BFC20L5A2	ER2BFC20S5A2	ER2BFC20L5A2	ER2BFC20S5A2	230V Class
				ER2BFY20L5A2	ER2BFY20S5A2	ER2BFY20L5A2	ER2BFY20S5A2	400V Class
				ER2BFA20L5A2	ER2BFA20S5A2	ER2BFA20L5A2	ER2BFA20S5A2	500V Class
				ER2GHM20L5A2	ER2GHM20S5A2	ER2GHM20L5A2	ER2GHM20S5A2	230/460V Class
				ER2BFA20C5A2	ER2BFA20B5A2	ER2BFA20C5A2	ER2BFA20B5A2	500V Class dual speed
4	441	Plate	1	ER2ES9441	←	←	←	
5	445	Plate screw	3	ER1BS9445	←	←	←	
6	577	Transformer	1	TRF13C211	←	←	←	230V Class
				TRF13Y211	←	←	←	400V Class
				TRF13A211	←	←	←	500V Class
				TRF73V611	←	←	←	230/460V Class
7	578	Electromagnetic contactor	1	MGC23402A	MGC23402B	MGC23402A	MGC23402B	For forward/reverse switching 230V, 400V, 500V Class
				MGC23406A	MGC23406B	MGC23406A	MGC23406B	230/460V Class
8	580	Electromagnetic contactor	1	MGC14302C	←	←	←	For emergency stop, 200V, 400V, 500V Class
				MGC14306C	←	←	←	For emergency stop, 230/460V Class
9	579	Electromagnetic contactor	1	MGC12222B	←	←	←	500V Class dual speed
10	581	Terminal plate 3P	1	ECP1303AB	←	←	←	230/460V Class
11	583	Lead wire	1	ER2BEE05S9A2	ER2BEE20S9A2	ER2BEE05S9A2	ER2BEE20S9A2	230/460V Class
				ER2GHM05S9A2	ER2GHM20S9A2	ER2GHM05S9A2	ER2GHM20S9A2	500V Class dual speed
				ER2BFA05B9A2	ER2BFA20B9A2	ER2BFA05B9A2	ER2BFA20B9A2	
12	1582	CH meter	1	ECP91CHAC	←	←	←	
				ECP91CHAE	←	←	←	230/460V Class
13	597	CH meter support	1	ECP99BKBA	←	←	←	
14	598	Rectifier	1	ECP93DIAA	ECP94DIAA	ECP93DIAA	ECP94DIAA	
15	601	Terminal plate 6P	1	ECP1306AD	ECP1306AF	ECP1306AD	ECP1306AF	230/460V Class
16	602	Fuse	1	ECP91FZ02	←	←	←	
				ECP91FZ05	←	←	←	230/460V Class
17	603	Fuse holder	1	ECP92FZAA	←	←	←	
18	838	Name plate CH	1	ECP99CHAA	←	←	←	
33	612	Machine screw with spring washer	2	J1AW2-4001616	J1AW2-4001414	J1AW2-4001616	J1AW2-4001414	For forward/reverse switching
34	615	Machine screw with spring washer	2	J1AW2-4001616	←	←	←	For emergency stop
35	613	Machine screw with spring washer	2	J1AP2-4001414	←	←	←	500V Class dual speed
19	449	Fulcrum pin	1	ER2CS9449	←	←	←	Plate rotation center pin *
20	456	Cover suspender	1	ER2CS9456	←	←	←	*
21	457	Cover belt	1	ER2CS9457	←	←	←	*
22	458	Socket bolt	1	J1BE2-0601616	←	←	←	For cover belt (attached to gear case) *
23	459	Plain washer	1	ER1BS9436	←	←	←	For cover belt (attached to gear case) *
24	460	Spring lock washer	1	J1WS011-20060	←	←	←	For cover belt (attached to gear case) *
25	117	Packing C	1	ER2ES9117	←	←	←	For controller cover
26	109	Balancer	1	X	ER2ES9098	X	ER2ES9098	Single speed
				X	ER2ES9109	X	ER2ES9109	Dual speed
27	162	Socket bolt	3	X	J1BE1-0802525	X	J1BE1-0802525	For balancer
28	163	Spring lock washer	3	X	J1WS011-20080	X	J1WS011-20080	For balancer
29	104	Controller cover	1	ER2ES9104	←	←	←	
30	800	Name plate B	1	ER2BJC15M9A3	ER2BJC20S9A3	ER2BJC20L9A3	ER2BJC30R9A3	For single speed
	801	Name plate B	1	ER2BJC20S9A5	←	←	←	500V Class dual speed
	802	Name plate D	1	ER2BJC15M9A6	ER2BJC20S9A6	←	ER2BJC30R9A6	
31	114	Pan head machine screw	2	J1AK2-5001212	←	←	←	For cover suspender (attached to controller cover)
32	153	Socket bolt with spring lock washer	4	J1BG2-0604024	←	←	←	For controller cover

\* Included in Gear case F assembly.(P24, P25)

# Controller cover electric component (Inverter dual speed)

ER2-015IS,ER2-020IS,ER2-020IL,ER2-030IS



# Controller cover electric component (Inverter dual speed)

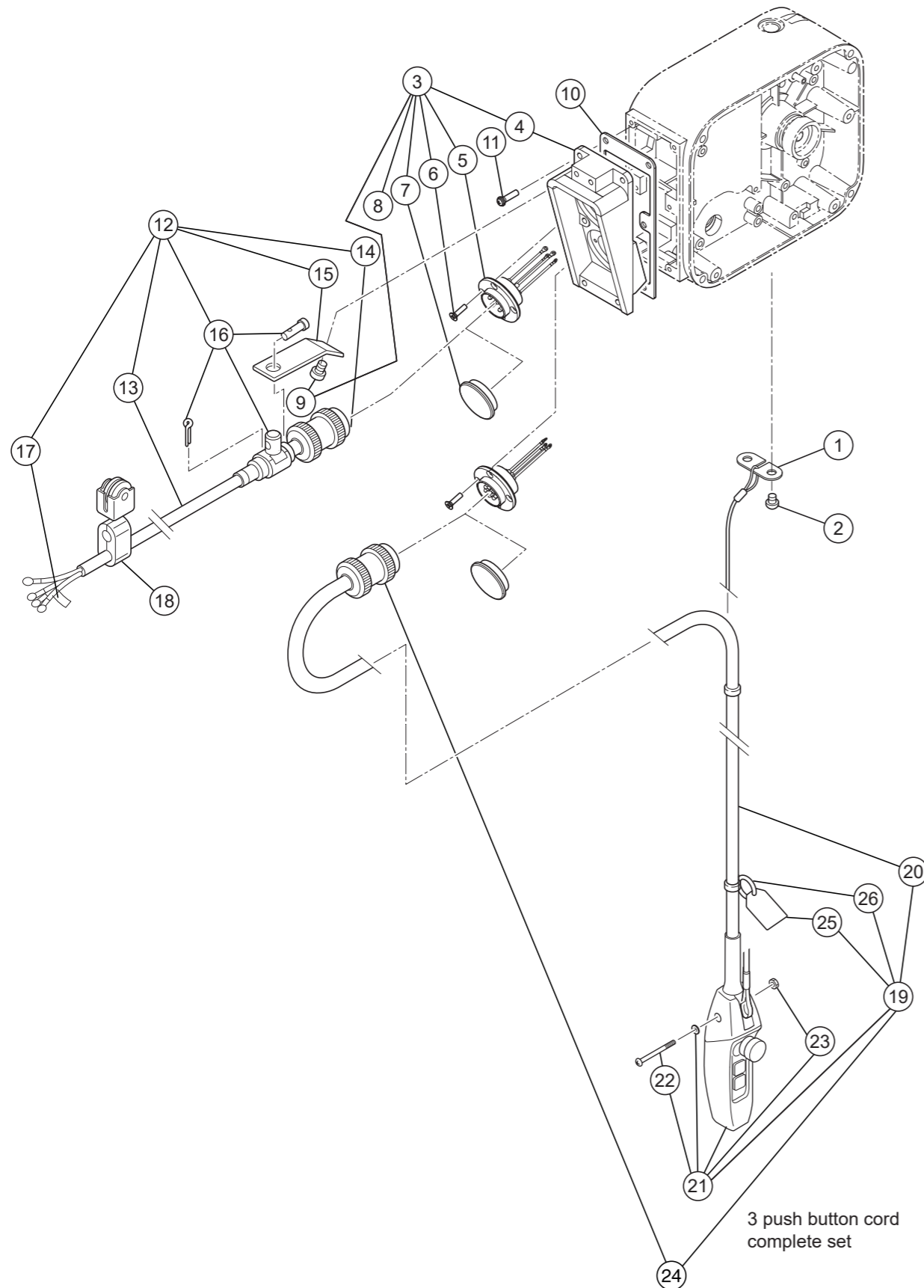
ER2-015IS,ER2-020IS,ER2-020IL,ER2-030IS

Figure No.	Part Number	Part Name	Quantity per unit	ER2-E				Remark
				ER2-015IS	ER2-020IS	ER2-020IL	ER2-030IS	
1	1060	Limit switch complete set	1	ER2CI1060	←	←	←	
2	124	Socket bolt with spring lock washer	3	J1BG1-0601212	←	←	←	For limit switch
3	554	LS harness	1	ER2CI9554	←	←	←	
4	1441	Plate assembly	1	ER2BFC20J5A2	ER2BFC20I5A2	ER2BFC20J5A2	ER2BFC20I5A2	230V Class
				ER2BFY20J5A2	ER2BFY20I5A2	ER2BFY20J5A2	ER2BFY20I5A2	400V Class
				ER2BHE20J5A2	ER2BHE20I5A2	ER2BHE20J5A2	ER2BHE20I5A2	230/460V(230V) Class
				ER2BHN20J5A2	ER2BHN20I5A2	ER2BHN20J5A2	ER2BHN20I5A2	230/460V(460V) Class
5	441	Plate	1	ER2EI9441	←	←	←	
6	445	Plate screw	3	ER1BS9445	←	←	←	
7	448	Bushing	1	ECP99JBAC	←	←	←	For interface board fixing
8	1571	Inverter assembly	1	INV622C21	INV637C21	INV622C21	INV637C21	230V Class
				INV622Y21	INV637Y21	INV622Y21	INV637Y21	400V Class
				INV622H21	INV637H21	INV622H21	INV637H21	230/460V(230V) Class
				INV622M21	INV637M21	INV622M21	INV637M21	230/460V(460V) Class
9	508	Interface board	1	ECP91KB01	←	←	←	230V Class
				ECP91KB02	←	←	←	230/460V Class
10	509	Board support	1	ECP99BKAA	←	←	←	
11	577	Transformer	1	TRF12C212	←	←	←	230V Class
				TRF12Y212	←	←	←	400V Class
				TRF32C612	←	←	←	230/460V(230V) Class
				TRF32N612	←	←	←	230/460V(460V) Class
12	598	Rectifier	1	ECP93DIAA	ECP94DIAA	ECP93DIAA	ECP94DIAA	
28	583	Lead wire	1	ER2BEE20I9A2	←	←	←	
				ER2BHE20J9A2	ER2BHE20I9A2	ER2BHE20J9A2	ER2BHE20I9A2	230/460V Class
29	601	Terminal plate 6P	1	ECP1306AD	ECP1306AF	ECP1306AD	ECP1306AF	230/460V Class
13	449	Fulcrum pin	1	ER2CS9449	←	←	←	Plate rotation center pin *
14	456	Cover suspender	1	ER2CS9456	←	←	←	*
15	457	Cover belt	1	ER2CS9457	←	←	←	*
16	458	Socket bolt	1	J1BE2-0601616	←	←	←	For cover belt (attached to gear case) *
17	459	Plain washer	1	ER1BS9436	←	←	←	For cover belt (attached to gear case) *
18	460	Spring lock washer	1	J1WS011-20060	←	←	←	For cover belt (attached to gear case) *
19	117	Packing C	1	ER2ES9117	←	←	←	For controller cover
20	2104	Controller cover assembly	1	ER2EJ2104	ER2EI2104	ER2EJ2104	ER2EI2104	230V, 230/460V(230V) Class
				ER2EJ1104	ER2EI1104	ER2EJ1104	ER2EI1104	400V, 230/460V(460V) Class
21	104	Controller cover	1	ER2EI9104	←	←	←	
22	185	Resistor cover	1	ER2EI9185	←	←	←	
23	5505	Braking resistor assembly	1	INV718E16	INV735E16	INV718E16	INV735E16	230V, 230/460V(230V) Class
				INV718Y16	INV735Y16	INV718Y16	INV735Y16	400V, 230/460V(460V) Class
24	800	Name plate B	1	ER2BJC15Y9A3	ER2BJC20I9A3	X	ER2BJC30K9A3	
	801	Name plate B	1	X	X	ER2BJC20I9A5	X	
	802	Name plate D	1	X	X	ER2BJC20S9A6	X	
25	114	Pan head machine screw	2	J1AK2-5001212	←	←	←	For cover suspender (attached to controller cover)
26	153	Socket bolt	4	J1BE2-0604024	←	←	←	For controller cover
27	154	Toothed lock washer	4	J1WH012-10060	←	←	←	For controller cover

\* Included in Gear case F assembly.(P24)

# Power supply cable, push button (Plug connection)

ER2-015S/IS/SD, ER2-020S/IS/SD, ER2-020L/IL/LD, ER2-030S/IS/SD



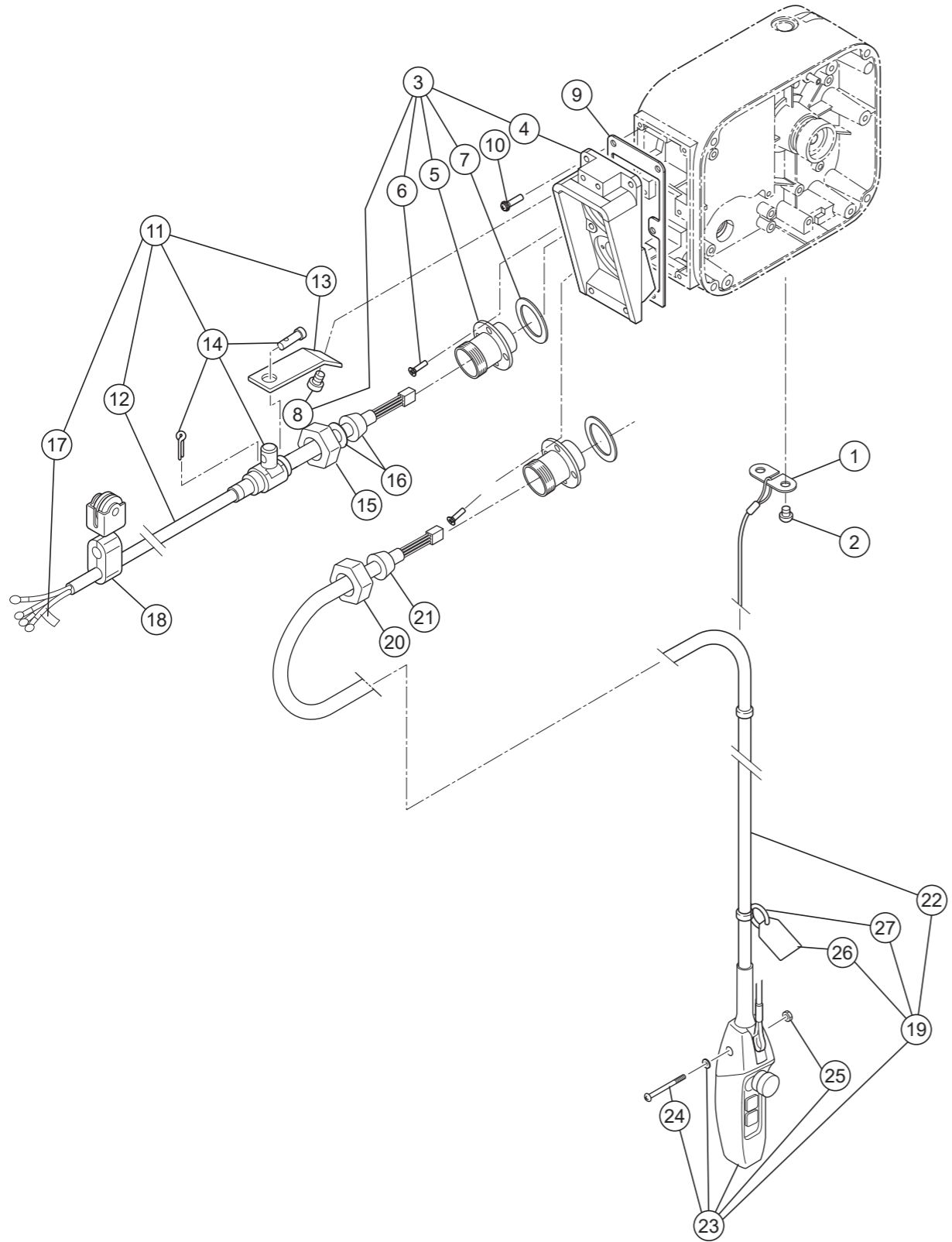
# Power supply cable, push button (Plug connection)

ER2-015S/IS/SD, ER2-020S/IS/SD, ER2-020L/IL/LD, ER2-030S/IS/SD

Figure No.	Part Number	Part Name	Quantity per unit	ER2-E				Remark
				ER2-015S/IS/SD	ER2-020S/IS/SD	ER2-020L/IL/LD	ER2-030S/IS/SD	
1	535	Cord support (wire stopper)	1	ER1BS9534	←	←	←	
2	536	Machine screw with spring washer	2	J1AP2-5001212	←	←	←	For cord support L
3	1511	Socket frame complete set	1	ER2ES3511	←	←	←	230V, 400V, 500V Class
				ER2ES4511	←	←	←	230/460V Class
				ER2EI3511	←	←	←	230V, 400V Class dual speed
				ER2EI4511	←	←	←	230/460V Class dual speed
				ER2EB3511	←	←	←	500V Class dual speed
4	511	Socket frame	1	ER2CS9511	←	←	←	
5	1523	Socket 4P assembly	1	ER2ES1523	←	←	←	230V, 400V, 500V Class
				ER2ES2523	←	←	←	230/460V Class
				ER2EI1523	←	←	←	230V, 400V Class dual speed
				ER2EI2523	←	←	←	230/460V Class dual speed
				ER2ES1523	←	←	←	500V Class dual speed
6	537	Tapping flat head machine screw	8	E6SE003S9551	←	←	←	For socket 4P, 8P
7	538	Socket cover 4P	2	E0YS005-9973	←	←	←	For socket 4P, 8P; Attached upon assembly packaging
8	1564	Socket 8P assembly	1	ER2CS2564	←	←	←	230V, 400V, 500V Class
				ER2CS2564	←	←	←	230/460V Class
				ER2EI2564	←	←	←	230V, 400V Class dual speed
				ER2EI2564	←	←	←	230/460V Class dual speed
				ER2CB2564	←	←	←	500V Class dual speed
9	546	Machine screw with spring washer	2	J1AP2-6001616	←	←	←	For cable arm
10	512	Socket frame packing	1	ER2CS9512	←	←	←	For socket frame
11	516	Machine screw with spring washer	6	J1AP2-5002020	←	←	←	For socket frame
12	1521	Power supply cable assembly	1	ZBZA12CJ1000	ZBZA12AJ1000	ZBZA12CJ1000	ZBZA12AJ1000	
				ZBZA12CH1000	ZBZA12AH1000	ZBZA12CH1000	ZBZA12AH1000	230/460V Class
13	521	Cable	1	Z2CU401-0000	Z2CU402-0000	Z2CU401-0000	Z2CU402-0000	
				ZDCC401-0000	ZDCC402-0000	ZDCC401-0000	ZDCC402-0000	230/460V Class
14	522	Plug 4P	1	ECP2304AD	ECP2304AE	ECP2304AD	ECP2304AE	
				ECP2304AD	ECP2304AF	ECP2304AD	ECP2304AF	230/460V Class
15	541	Cable support arm	1	ER1BS9541	←	←	←	
16	1542	Cable support 12 assembly	1	E7AX003S2822	X	E7AX003S2822	X	
		Cable support 14 assembly		X	E4YS005-2822	X	E4YS005-2822	
		Cable support 16 assembly		X	M3ES010-1724	X	M3ES010-1724	230/460V Class
17	823	Name plate G	1	E6LE010S9806	←	←	←	
18	1527	Cable hanger 14 assembly	n	E6AX003S1527	←	E6AX003S1527	←	
		Cable hanger 15 assembly		X	M3YS010-1733	X	M3YS010-1733	230/460V Class
19	1557	Push button cord EH complete set	1	ZB10025W1000	←	←	←	230V, 400V, 500V Class
				ZB10025I5000	←	←	←	230/460V Class
				ZB20025W1000	←	←	←	230V, 400V, 500V Class dual speed
				ZB20025I5000	←	←	←	230/460V Class dual speed
20	557	Cable	1	Z3CR401-0000	←	←	←	230V, 400V, 500V Class
				Z3CH401-0000	←	←	←	230/460V Class
				Z3CR501-0000	←	←	←	230V, 400V, 500V Class dual speed
				Z3CH601-0000	←	←	←	230/460V Class dual speed
				SWDB100AA	←	←	←	230V, 400V, 500V Class
21	1561	3 push button switch assembly	1	SWDH100AA	←	←	←	230/460V Class
				SWDB200AA	←	←	←	230V, 400V, 500V Class dual speed
				SWDH200AA	←	←	←	230/460V Class dual speed
22	626	Machine screw with spring washer	1	J1AP2-4002608	←	←	←	
23	627	Nut	1	J1AN004-10040	←	←	←	
24	566	Plug 8P	1	ECP2108AA	←	←	←	Single speed
				ECP2108AB	←	←	←	Dual speed
25	567	Warning tag PB	1	SWD9013AB	←	←	←	
				SWD9013AD	←	←	←	230/460V Class
26	568	Tag holder	1	E7SE003S9787	←	←	←	

# Power supply cable, push button (Direct connection)

ER2-015S/IS, ER2-020S/IS, ER2-020L/IL, ER2-030S/IS



3 push button cord complete set

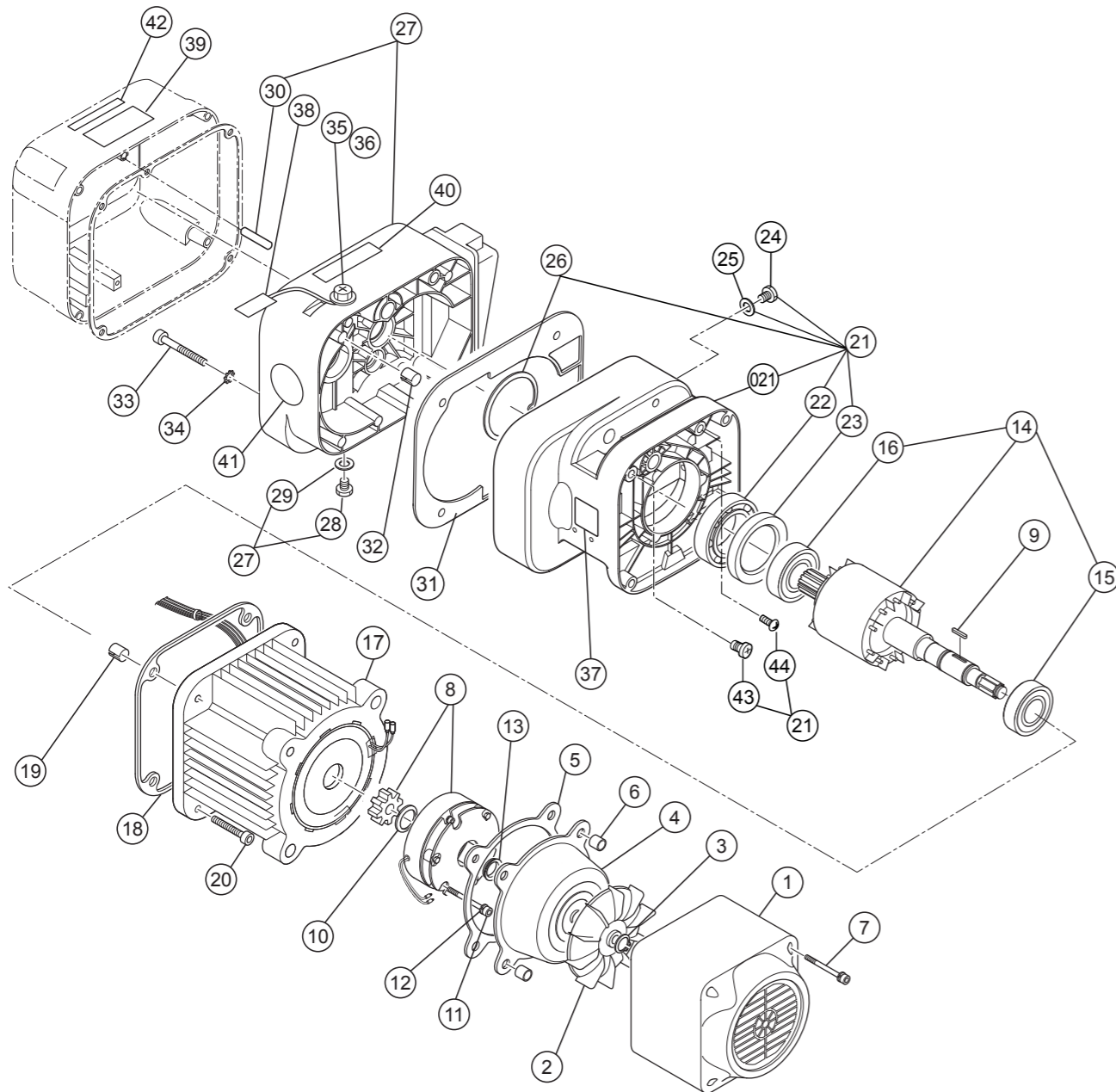
# Power supply cable, push button (Direct connection)

ER2-015S/IS, ER2-020S/IS, ER2-020L/IL, ER2-030S/IS

Figure No.	Part Number	Part Name	Quantity per unit	ER2-E				Remark
				ER2-015S/IS	ER2-020S/IS	ER2-020L/IL	ER2-030S/IS	
1	535	Cord support(wire stopper)	1	ER1BS9534	←	←	←	
2	536	Machine screw with spring washer	2	J1AP2-5001212	←	←	←	For cord support L
3	2511	Socket frame complete set	1	ER2CS2511	←	←	←	
4	511	Socket frame	1	ER2CS9511	←	←	←	
5	575	Holder C	2	ECP5924AL	←	←	←	
6	517	Tapping machine screw	8	ER1BS9517	←	←	←	For holder C
7	568	Holder packing	2	ECP5924AM	←	←	←	For holder C
8	546	Machine screw with spring washer	2	J1AP2-6001616	←	←	←	For cable support arm
9	512	Socket frame packing	1	ER2CS9512	←	←	←	
10	516	Machine screw with spring washer	6	J1AP2-5002020	←	←	←	For socket frame
11	1521	Power supply cable assembly	1	ZBZB12CJ1000	ZBZB12AJ1000	ZBZB12CJ1000	ZBZB12AJ1000	
12	521	Cable	1	Z2CU401-0000	Z2CU402-0000	Z2CU401-0000	Z2CU402-0000	
13	541	Cable support arm	1	ER1BS9541	←	←	←	
14	1542	Cable support 12 assembly	1	E7AX003S2822	X	E7AX003S2822	X	
		Cable support 14 assembly		X	E4YS005-2822	X	E4YS005-2822	
15	569	Holder A	1	ECP5924AA	←	←	←	
16	574	Cable packing	1	ECP6912AA	ECP6914AA	ECP6912AA	ECP6914AA	
17	823	Name plate G	1	E6LE010S9806	←	←	←	
18	1527	Cable hanger 14 assembly	n	E6AX003S1527	←	←	←	
19	1557	Push button cord EH complete set	1	ZBS0025W1000	←	←	←	Single speed
				ZBD0025W1000	←	←	←	Dual speed
20	341	Holder A	1	ECP5924AA	←	←	←	
21	351	Cable packing	1	ECP6912AA	←	←	←	Single speed
				ECP6914AA	←	←	←	Dual speed
22	557	Cable	1	Z3CR401-0000	←	←	←	Single speed
				Z3CR501-0000	←	←	←	Dual speed
23	1561	3 push button switch assembly	1	SWDB100AA	←	←	←	Single speed
				SWDB200AA	←	←	←	Dual speed
24	626	Machine screw with spring washer	1	J1AP2-4002608	←	←	←	
25	627	Nut	1	J1AN004-10040	←	←	←	
26	567	Warning tag PB	1	SWD9013AB	←	←	←	
27	568	Tag holder	1	E7SE003S9787	←	←	←	

# Body,gear case,motor

## ER2-025S/IS/SD,ER2-050S/IS/SD



# Body,gear case,motor

## ER2-025S/IS/SD,ER2-050S/IS/SD

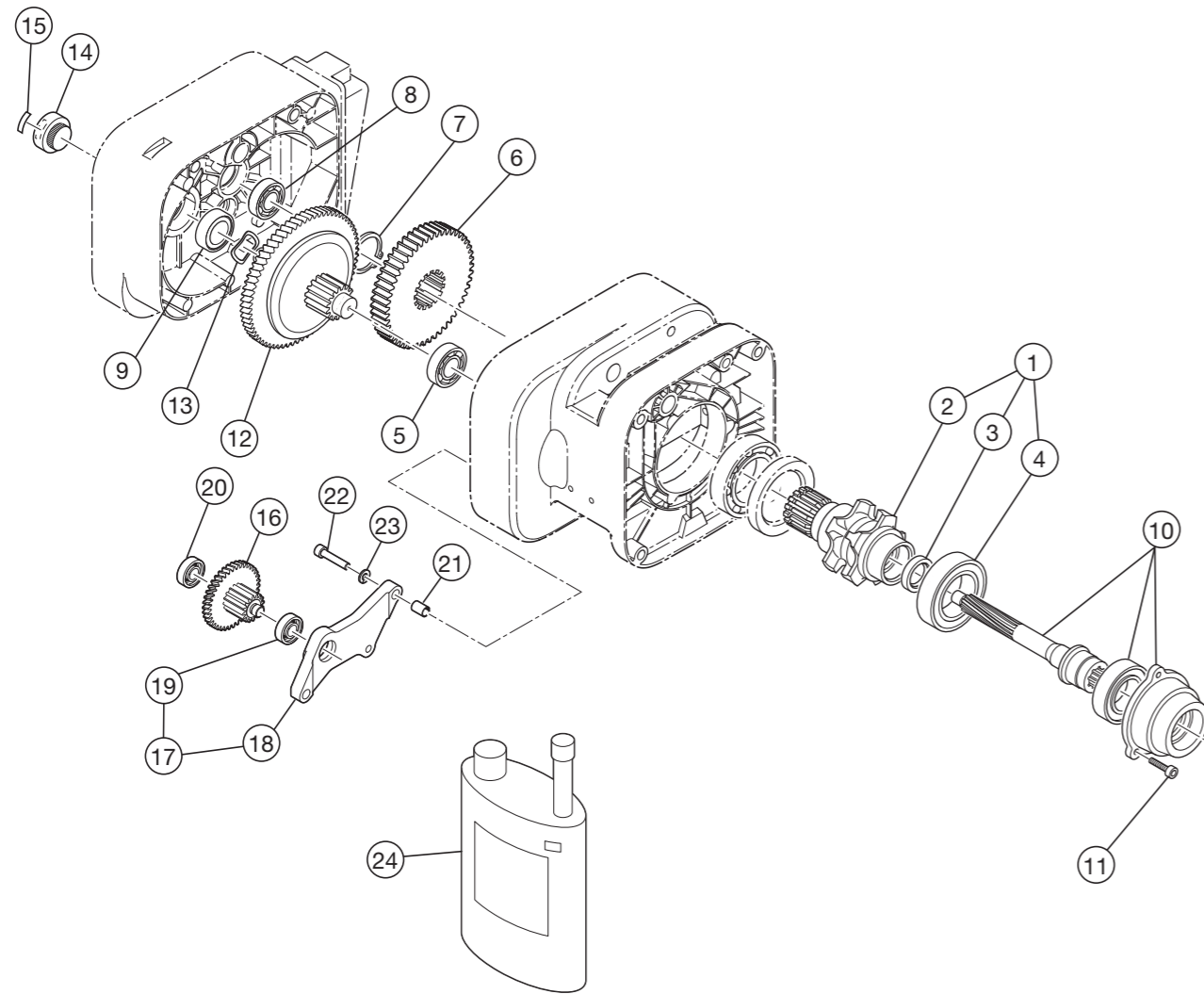
Figure No.	Part Number	Part Name	Quantity per unit	ER2-F				Remark
				ER2-025S/IS	ER2-025SD	ER2-050S/IS	ER2-050SD	
1	107	Fan cover	1	ER2ES9107	←	←	←	
2	108	Fan	1	ER2ES9108	←	←	←	
3	323	Snap ring	1	J1SS000-00022	←	←	←	For fan
4	115	Brake cover	1	ER2ES9115	←	←	←	
5	119	Packing B	1	ER2ES9119	←	←	←	
6	140	Set pin S	2	E6SE005S9120	←	←	←	For fan cover, brake cover
7	160	Socket bolt	4	J1BE2-0604524	←	←	←	For fan cover, brake cover
8	1362	Electromagnetic brake assembly	1	MBABB35CA	X	MBABB35CA	X	230V Class
	MBABB35YA			X	MBABB35YA	X	400V Class	
	MBABB35KA			MBAKB35KA	MBABB35KA	MBAKB35KA	500V Class	
	MBABB35NA			X	MBABB35NA	X	230/460V Class	
9	360	Key B	1	ER2ES9360	←	←	←	For electromagnetic brake
10	361	Snap ring	1	J1SS000-00030	←	←	←	For electromagnetic brake
11	167	Socket bolt	3	J1BE1-0805028	←	←	←	For electromagnetic brake
12	168	Spring lock washer	3	J1WS011-20080	←	←	←	For electromagnetic brake
13	210	V ring	1	ER2ES9210	←	←	←	Packing between motor shaft and brake cover
14	5502	Motor shaft with rotor	1	ER2FS5502	ER2FB5502	ER2FS5502	ER2FB5502	
15	202	Ball bearing	1	J1GR0C0-06007	←	←	←	For motor frame
16	208	Ball bearing	1	J1GR0C0-06006	←	←	←	For bearing holder (for motor shaft)
17	5501	Motor frame with stator	1	ER2BFC25S5A1	X	ER2BFC25S5A1	X	230V Class
	ER2BFY25S5A1			X	ER2BFY25S5A1	X	400V Class	
	ER2BKK25S5A1			X	ER2BKK25S5A1	X	500V Class	
	ER2BKV25S5A1			X	ER2BKV25S5A1	X	230/460V Class	
	X			ER2BKK25B5A1	X	ER2BKK25B5A1	500V Class	
18	118	Packing M	1	ER2FS9118	←	←	←	For motor frame
19	138	Set pin S	2	ER2ES9138	←	←	←	For motor frame
20	155	Socket bolt	4	J1BE2-1204040	←	←	←	For motor frame
21	6101	Body B assembly	1	ER2FS6101	←	←	←	Dedicated body for friction
021	101	Body B	1	ER2FS9101	←	←	←	Dedicated body for friction
22	243	Ball bearing	1	J1GR030-06010	←	←	←	For load sheave (gear case side)
23	244	Oil seal	1	ER2ES9244	←	←	←	For load sheave (gear case side)
24	133	Oil plug	1	E5FE003S9111	←	←	←	
25	136	Plug packing	1	E2YS005-9109	←	←	←	For oil plug
26	207	Snap ring	1	J1SR000-00080	←	←	←	
43	6128	Top pin plug assembly	1	ER2FS6128	←	←	←	
44	6131	Fixing shaft plug assembly	1	ER2FS6131	←	←	←	
27	6103	Gear case F assembly	1	ER2FS6103	←	←	←	*
28	133	Oil plug	1	E5FE003S9111	←	←	←	For gear case
29	136	Plug packing	1	E2YS005-9109	←	←	←	For oil plug
30	139	Spring pin	1	J1PS11-060025	←	←	←	
31	116	Packing G	1	ER2FS9116	←	←	←	For gear case
32	137	Set pin S	2	E6SE010S9120	←	←	←	For gear case
33	151	Socket bolt	5	J1BE1-0809028	←	←	←	For gear case
34	152	Toothed lock washer	5	J1WH012-10080	←	←	←	For gear case
35	135	Oil plug B	1	WR2BS9135	←	←	←	For gear case F
36	173	Eyebolt packing	1	E2YS005-9116	←	←	←	For oil plug B
37	960	Name plate load side	1	ER1BS9960	←	←	←	Load side
38	953	Oil Full tag	1	ER1BS9953	←	←	←	
39	866	Warning sticker EE	1	E2DPX10S9866	←	←	←	
	935			Warning sticker E	ER2CS9936	X	ER2CS9936	X
40	810	Name plate OF	1	ER1BS9890	←	←	←	
				ER2CS9845	X	ER2CS9845	X	230/460V Class
41	868	Name plate AD	1	ER1BS9868	←	←	←	Speed display
42	820	Warning sticker HW	1	ER2CI9806	X	ER2CI9806	X	For inverter dual speed

\* There are other built-in parts. See the following pages. (P35, P40, P41)

# Pinion,friction,gear

Pinion,friction,gear

## ER2-025S/IS/SD,ER2-050S/IS/SD



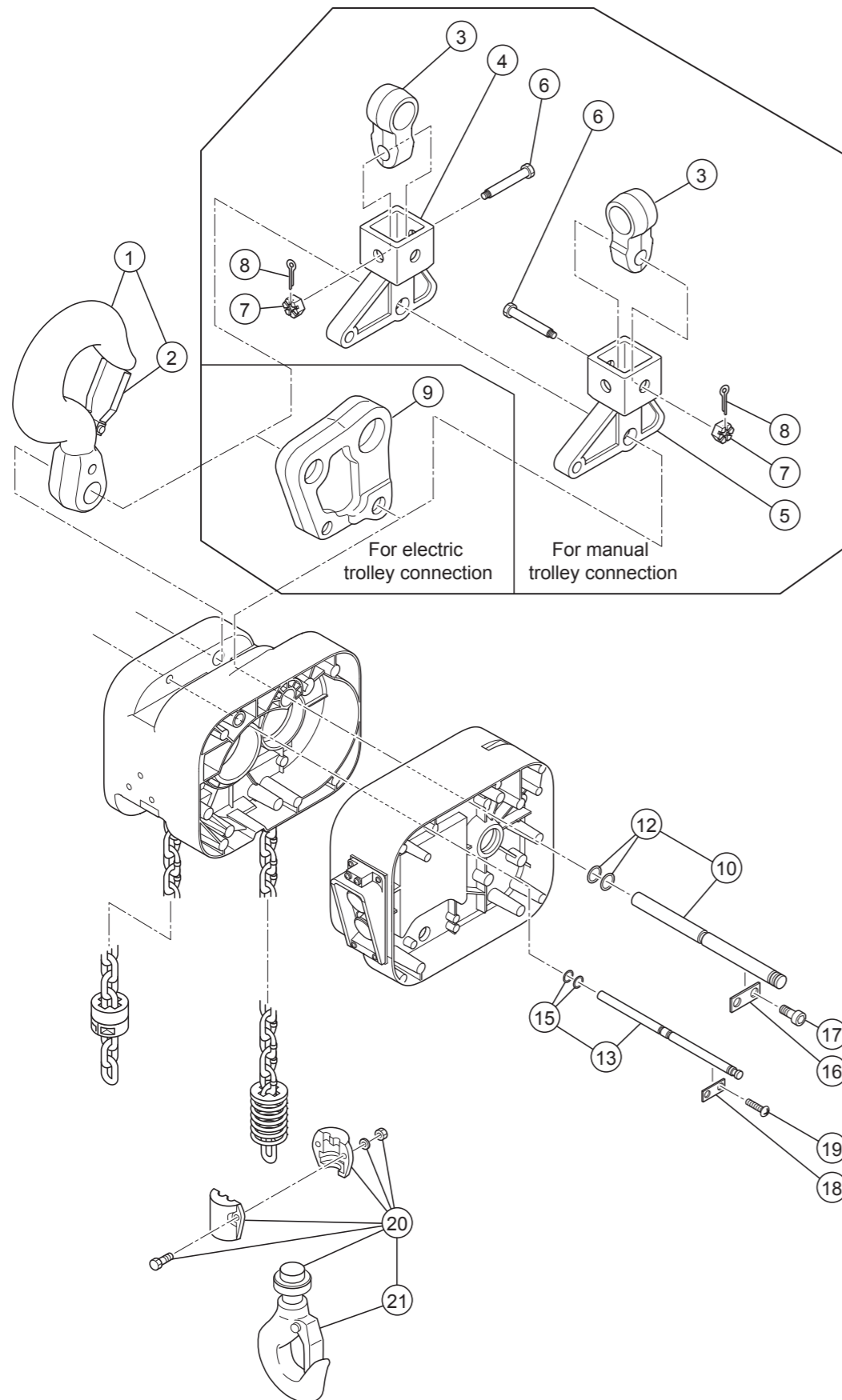
## ER2-025S/IS/SD,ER2-050S/IS/SD

Figure No.	Part Number	Part Name	Quantity per unit	ER2-F				Remark
				ER2-025S/IS	ER2-025SD	ER2-050S/IS	ER2-050SD	
1	6241	Load sheave assembly	1	ER2FS6241	←	←	←	
2	241	Load sheave	1	ER2FS9241	←	←	←	
3	221	Oil seal	1	ER2ES9221	←	←	←	For pinion
4	242	Ball bearing	1	J1GR020-06210	←	←	←	For load sheave (motor side)
5	238	Ball bearing	1	J1GR030-06405	←	←	←	For gear #3 (body side)
6	240	Load gear	1	ER2FS9240	←	←	←	
7	245	Snap ring	1	J1SS000-00050	←	←	←	For load gear
8	222	Ball bearing	1	J1GR0A0-06303	←	←	←	For pinion (gear case side) *
9	233	Oil seal	1	ER1DS9233	←	←	←	For seal collar *
10	5220	Pinion assembly	1	ER2FS5220	←	←	←	
11	164	Socket bolt	3	J1BE2-0601616	←	←	←	For bearing holder
12	1223	Friction clutch complete set	1	ER2FS1223	ER2FB1223	ER2FS1223	ER2FB1223	
13	234	Wave washer	1	ER2ES9234	←	←	←	
14	235	Nut cover	1	ER2ES9235	←	←	←	
15	840 897	Name plate FP	1	ER1BS9892 ER2CS9897	← X	← ER2CS9897	← X	230 / 460V
16	5262	Gear B assembly	1	ER2FS5262	ER2FB5262	ER2FS5262	ER2FB5262	
17	6261	Gear holder plate assembly	1	ER2FS6261	←	←	←	
18	261	Gear holder plate	1	ER2FS9261	←	←	←	
19	264	Ball bearing	1	J1GR000-06203	←	←	←	
20	266	Ball bearing	1	J1GR0A0-06202	←	←	←	Gear B (gear case side)
21	270	Set pin S	2	E6SE010S9120	←	←	←	For gear holder plate
22	271	Socket bolt	3	J1BE1-0803535	←	←	←	For gear holder plate
23	272	Spring lock washer	3	J1WS011-20080	←	←	←	For gear holder plate
24	1855L	Oil pot F (1L)	2	ER1CS1855	←	←	←	

\* Included in Gear case F assembly.(P34)

# Top/bottom hook

## ER2-025S/IS/SD



# Top/bottom hook

## ER2-025S/IS/SD

Figure No.	Part Number	Part Name	Quantity per unit	ER2-F	Remark
				ER2-025S/IS/SD	
1	1001	Top hook complete set	1	ER2FS1001	
2	1002	Hook latch assembly	1	ER2FS1002	For top hook
3	004	Suspender	1	T7GB030-9004	For connecting plain trolleys and geared trolleys
4	027	Connection yoke PG	1	ER2FS5027	For manual trolley connection
5	032	Yoke bolt	1	ER2FS9032	For connection yoke
6	033	Slotted nut	1	J1NL001-20160	For connection yoke
7	034	Split pin	1	J1PW01-040030	For connection yoke
8	031	Suspender T	1	ER2FS9031	
9	6121	Top pin assembly	1	ER2FS6121	For body connection
10	126	O ring	2	J1OP011-00180	
11	6122	Fixing shaft assembly	1	ER2FS6122	
12	127	O ring	2	J1OP011-00090	
13	123	Plate A	1	ER1ES9123	For top pin
14	124	Socket bolt with spring lock washer	2	J1BG1-0601616	For plate A (top pin)
15	125	Plate A	1	ER1BS9123	For fixing shaft
16	143	Machine screw with spring washer	2	J1AP2-5001212	For plate A (fixing shaft)
17	1011	Bottom hook complete set	1	ER2FS1011	
18	1002	Hook latch assembly	1	ER2ES1002	Bottom hook

# Load chain, chain guide, chain container

Load chain, chain guide, chain container

## ER2-025S/IS/SD

## ER2-025S/IS/SD

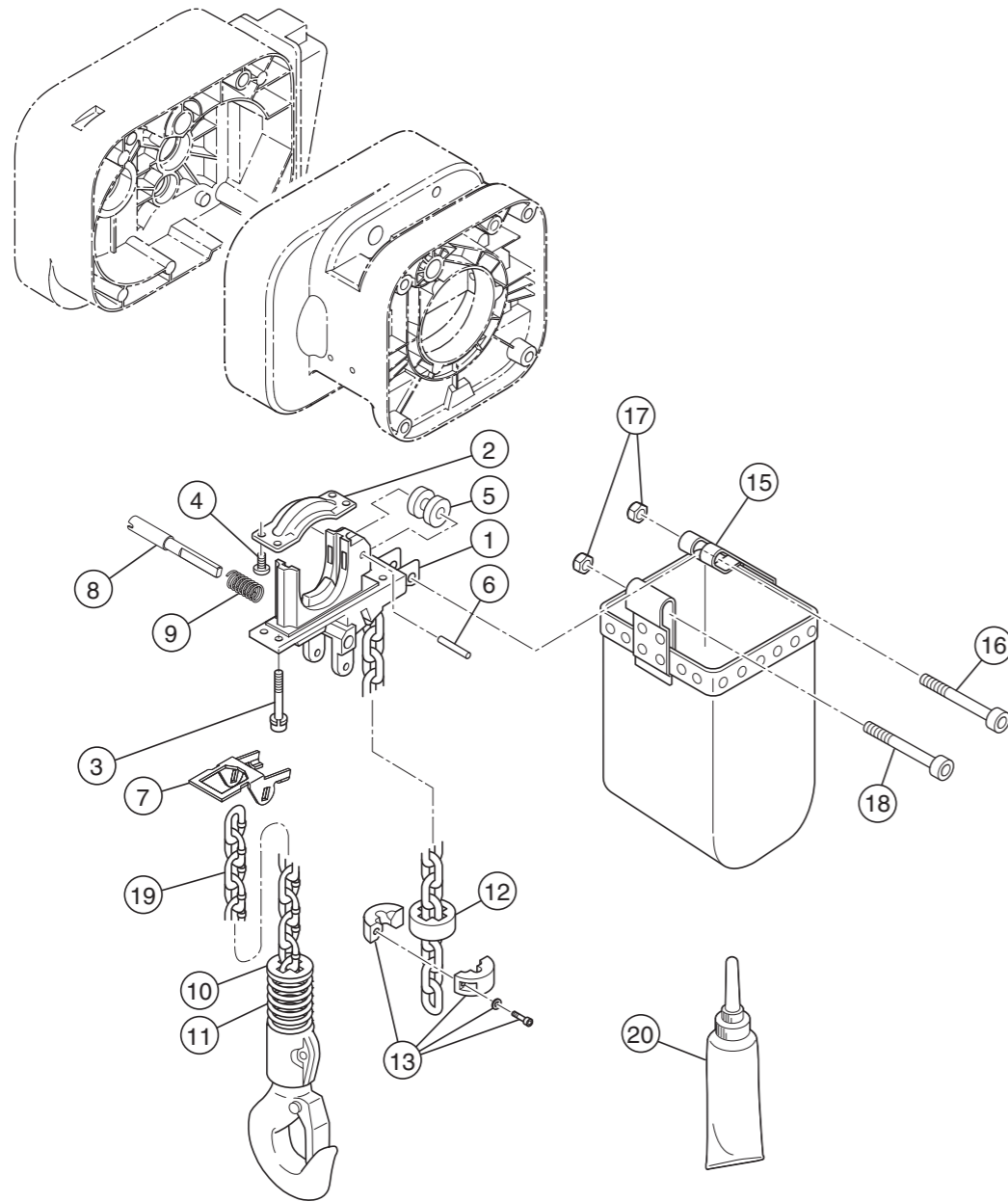


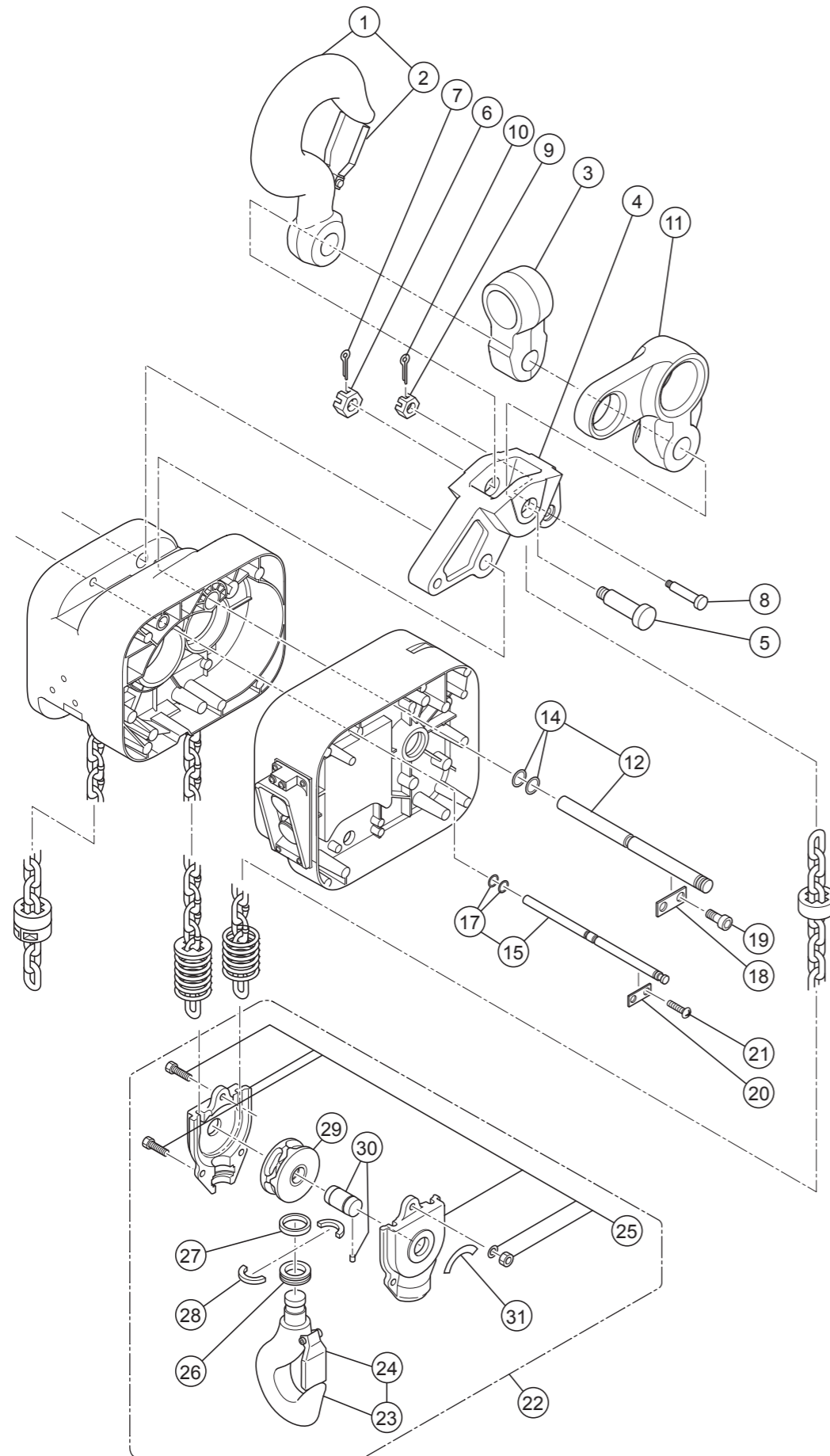
Figure No.	Part Number	Part Name	Quantity per unit	ER2-F		Remark
				ER2-025S/IS/SD		
1	331	Chain guide A	1	ER2FS9331		
2	332	Chain guide B	1	ER2FS9332		
3	346	Socket bolt with spring lock washer	4	J1BG2-0803030		For chain guide A
4	348	Machine screw with spring washer	4	J1AP2-6001212		For chain guide B
5	333	Guide roller	1	ER1EM9333		
6	334	Roller pin	1	ER1DL9334		
7	337	Limit lever	1	ER2FS9337		
8	338	Limit lever pin	1	ER2FS9338		
9	357	Limit lever spring	1	ER2CS9357		
10	054	Limiting plate	1	ER1FH9054		Load side
11	051	Chain spring	1	ER1EM9051		Load side
12	053	Cushion rubber	1	ER1EM9053		No-load side
13	1041	Stopper assembly	1	ER1ES1041		No-load side
15	5404	Chain container (F1) assembly	1	ER2FS5404		Max. lifting height 8m
	5405	Chain container (F2) assembly	1	ER2FS5405		Max. lifting height 12m
16	417	Socket bolt	1	J1BE1-1008532		Container hanger A side
17	418	Lever nut	2	C2BA200-9074		Container hangers A and B
18	419	Socket bolt	1	J1BE1-1007532		Container hanger B side
19	874	Load chain	1	KBAN112W		Nickel plating specification
20	1951	Lubricant tube assembly	1	ER2CS1951		

### Load chain

Body size		ER2-F	
Type		ER2-025S/IS/SD	
Load chain number of falls		1	
Load chain wire diameter (mm)		φ11.2	
Wire length allowance (m)	Lifting height 4m/6m	0.62/0.63	
Total length (m)	Lifting height 4m/6m	4.62/6.63	

# Top/bottom hook (Double chain fall)

ER2-050S/IS/SD



# Top/bottom hook (Double chain fall)

ER2-050S/IS/SD

Figure No.	Part Number	Part Name	Quantity per unit	ER2-F		Remark
				ER2-050S/IS/SD		
1	2001	Top hook assembly	1	ER2FR1001		
2	1002	Hook latch assembly	1	ER2FR1002		For top hook
3	004	Suspender	1	MR1GS-9001		For manual trolley connection
4	030	Connection yoke D	1	ER2FR9030		
5	032	Yoke bolt	1	E5SE050S9006		For connection yoke D
6	033	Slotted nut	1	J1NL001-20200		For connection yoke D
7	034	Split pin	1	J1PW01-040035		For connection yoke D
8	035	Chain pin	1	C2BA030-9041		For load chain terminal
9	036	Slotted nut	1	C2BA030-9049		For load chain terminal
10	037	Split pin	1	J1PW01-030018		For load chain terminal
11	031	Suspender T	1	ER1FR9031		For MR connection
12	6121	Top pin assembly	1	ER2FS6121		For body connection
14	126	O ring	2	J1OP011-00180		
15	6122	Fixing shaft assembly	1	ER2FS6122		
17	127	O ring	2	J1OP011-00090		
18	123	Plate A	1	ER1ES9123		For top pin
19	124	Socket bolt with spring lock washer	2	J1BG1-0601616		For plate A (top pin)
20	125	Plate A	1	ER1BS9123		For fixing shaft
21	143	Machine screw with spring washer	2	J1AP2-5001212		For plate A (fixing shaft)
22	1011	Bottom hook complete set	1	ER2FR1011		
23	2011	Bottom hook assembly	1	ER2FR2011		
24	1002	Hook latch assembly	1	ER2FR1002		For bottom hook
25	2015	Bottom yoke assembly	1	ER2FR2015		
26	012	Thrust bearing	1	J1GS000-51207		
27	013	Thrust collar A	1	E2YS050-9026		
28	014	Hook stopper A	2	E2YS050-9027		
29	6021	Idle sheave assembly	1	ER2FR6021		
30	6023	Bottom shaft assembly	1	E5SE050S5054		
31	822	Name plate C	1	C3BA030-9805		

# Load chain, chain guide, chain container (Double chain fall)

ER2-050S/IS/SD

# Load chain, chain guide, chain container (Double chain fall)

ER2-050S/IS/SD

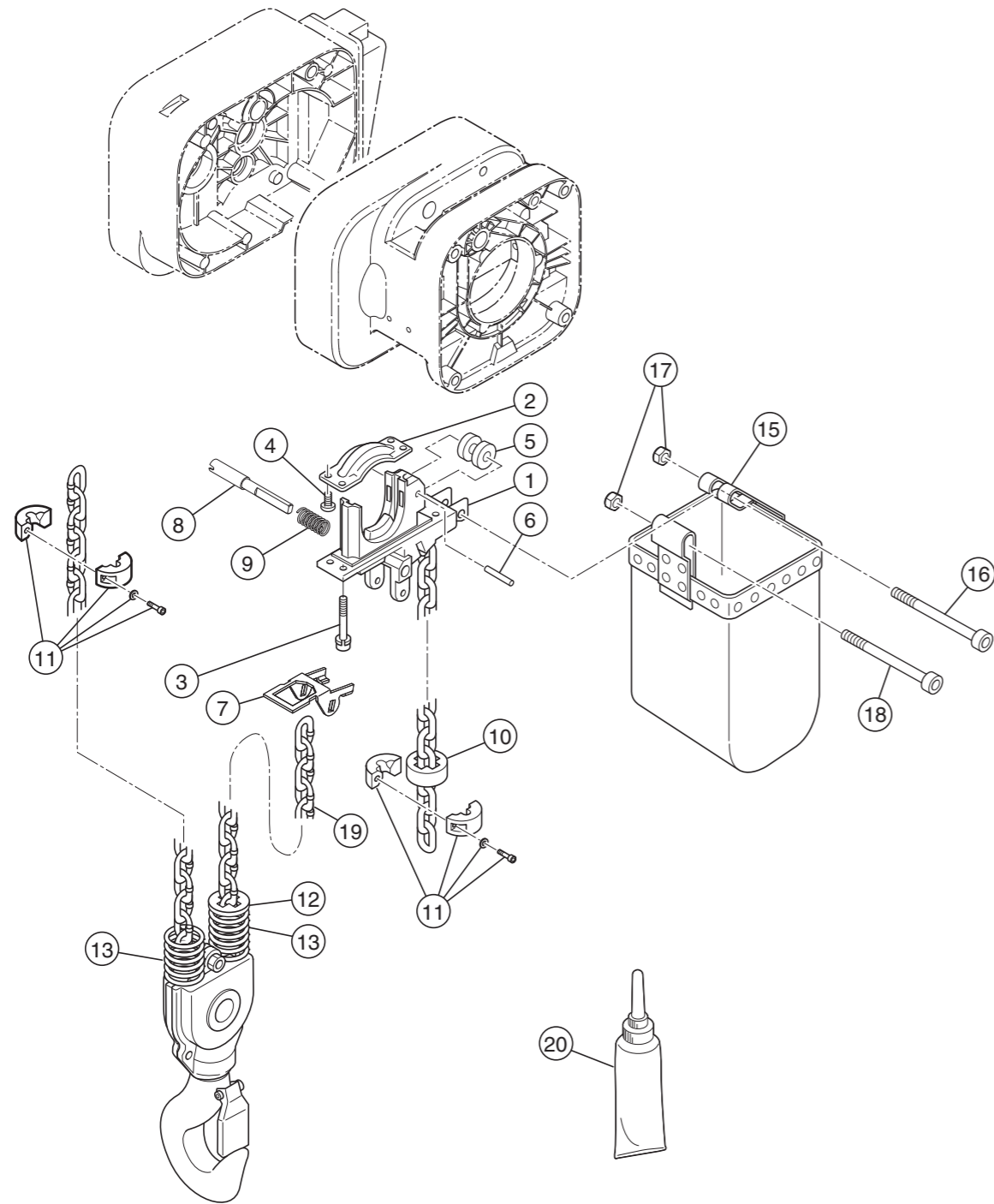


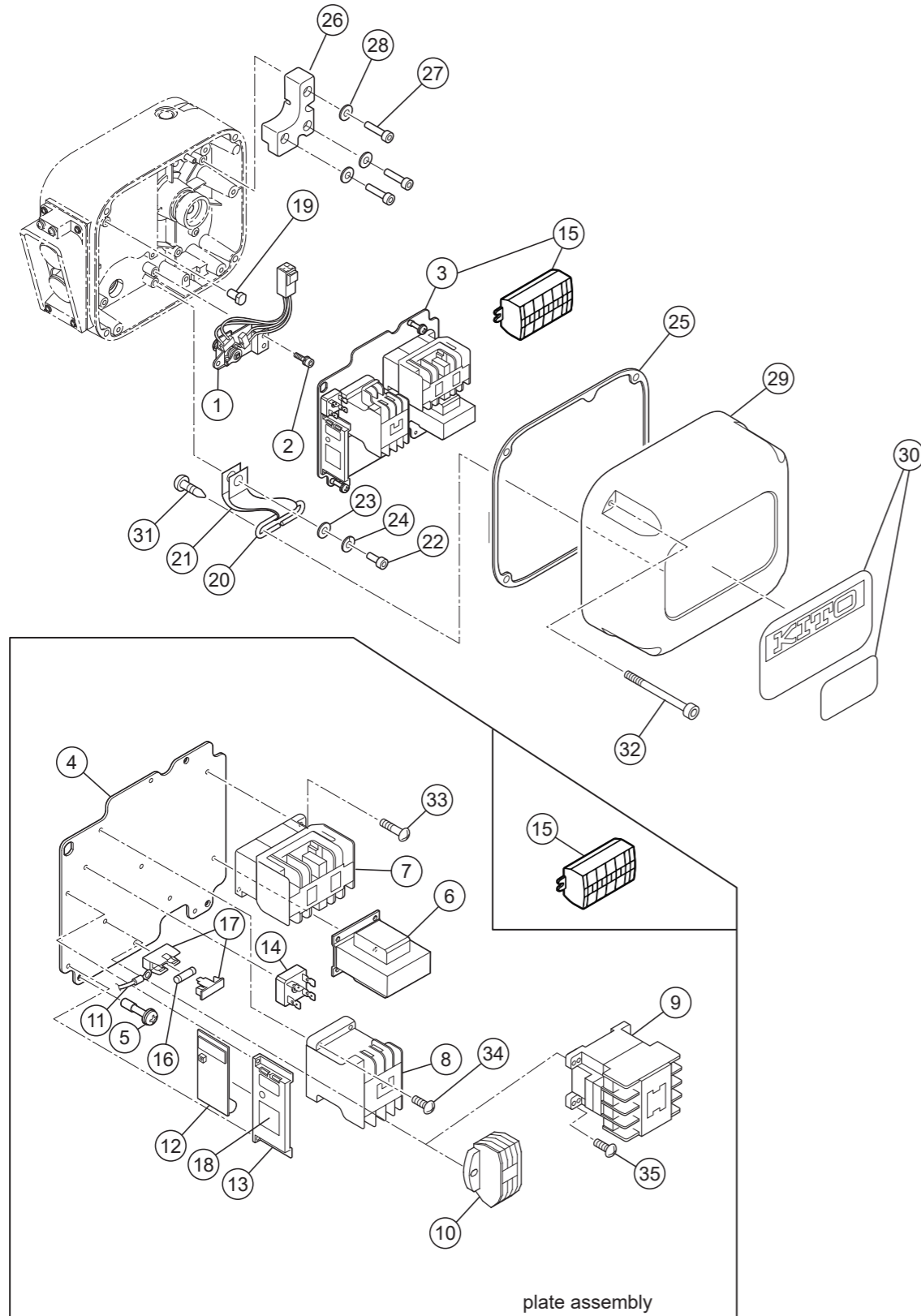
Figure No.	Part Number	Part Name	Quantity per unit	ER2-F		Remark
				ER2-050S/IS/SD		
1	331	Chain guide A	1	ER2FS9331		
2	332	Chain guide B	1	ER2FS9332		
3	346	Socket bolt with spring lock washer	4	J1BG2-0803030		For chain guide A
4	348	Machine screw with spring washer	4	J1AP2-6001212		For chain guide B
5	333	Guide roller	1	ER1EM9333		
6	334	Roller pin	1	ER1DL9334		
7	337	Limit lever	1	ER2FS9337		
8	338	Limit lever pin	1	ER2FS9338		
9	357	Limit lever spring	1	ER2CS9357		
10	053	Cushion rubber	1	ER1EM9053		No-load side
11	1041	Stopper assembly	2	ER1ES1041		
12	054	Limiting plate	1	ER1FH9054		Load side
13	051	Chain spring	2	ER1EM9051		Load side
15	5404	Chain container (F1) assembly	1	ER2FS5404		Max. lifting height 4m
	5405	Chain container (F2) assembly	1	ER2FS5405		Max. lifting height 6m
16	417	Socket bolt	1	J1BE1-1008532		Container hanger A side
17	418	Lever nut	2	C2BA200-9074		Container hangers A and B
18	419	Socket bolt	1	J1BE1-1007532		Container hanger B side
19	874	Load chain	1	KBAN112W		Nickel plating specification
20	1951	Lubricant tube assembly	1	ER2CS1951		

## Load chain

Body size		ER2-F	
Type		ER2-050S/IS/SD	
Load chain number of falls		2	
Load chain wire diameter (mm)		φ11.2	
Wire length allowance (m)	Lifting height 4m/6m	1.33/1.35	
Total length (m)	Lifting height 4m/6m	9.33/13.35	

# Controller cover electric component

## ER2-025S/SD,ER2-050S/SD



# Controller cover electric component

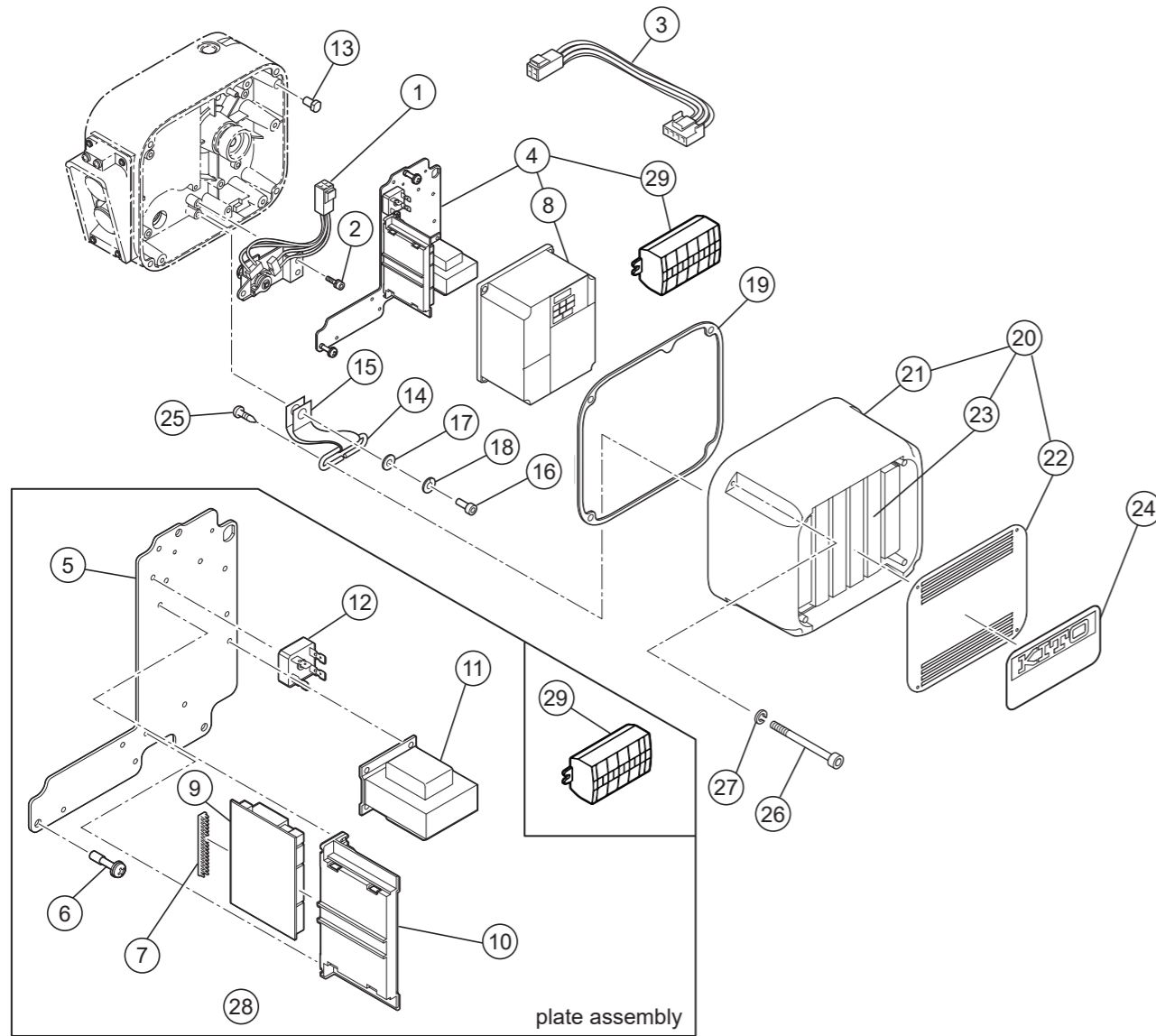
## ER2-025S/SD,ER2-050S/SD

Figure No.	Part Number	Part Name	Quantity per unit	ER2-F		Remark
				ER2-025S/SD	ER2-050S/SD	
1	1060	Limit switch complete set	1	ER2C11060	←	
2	124	Socket bolt with spring lock washer	3	J1BG1-0601212	←	For limit switch
3	1441	Plate assembly	1	ER2BFC20S5A2	←	230V Class
				ER2BFY20S5A2	←	400V Class
				ER2BFA20S5A2	←	500V Class
				ER2GHM20S5A2	←	230/460V Class
				ER2BFA20B5A2	←	500V Class dual speed
4	441	Plate	1	ER2ES9441	←	
5	445	Plate screw	3	ER1BS9445	←	
6	577	Transformer	1	TRF13C211	←	230V Class
				TRF13Y211	←	400V Class
				TRF13A211	←	500V Class
				TRF73V611	←	230/460V Class
7	578	Electromagnetic contactor	1	MGC23402B	←	For forward/reverse switching 230V, 400V, 500V Class
				MGC23406B	←	230/460V Class
8	580	Electromagnetic contactor	1	MGC14302C	←	For emergency stop, 200V, 400V, 500V Class
				MGC14306C	←	For emergency stop, 230/460V Class
9	579	Electromagnetic contactor	1	MGC12222B	←	500V Class dual speed
10	581	Terminal plate 3P	1	ECP1303AB	←	230/460V Class
11	583	Lead wire	1	ER2BEE20S9A2	←	
				ER2GHM20S9A2	←	230/460V Class
				ER2BFA20B9A2	←	500V Class dual speed
12	1582	CH meter	1	ECP91CHAC	←	
				ECP91CHAE	←	230/460V Class
13	597	CH meter support	1	ECP99BKBA	←	
14	598	Rectifier	1	ECP94DIAA	←	
15	601	Terminal plate 6P	1	ECP1306AF	←	230/460V Class
16	602	Fuse	1	ECP91FZ02	←	
				ECP91FZ05	←	230/460V Class
17	603	Fuse holder	1	ECP92FZAA	←	
18	838	Name plate CH	1	ECP99CHAA	←	
33	612	Machine screw with spring washer	2	J1AW2-4001414	←	For forward/reverse switching
34	615	Machine screw with spring washer	2	J1AW2-4001616	←	For emergency stop
35	613	Machine screw with spring washer	2	J1AP2-4001414	←	500V Class dual speed
19	449	Fulcrum pin	1	ER2CS9449	←	Plate rotation center pin *
20	456	Cover suspender	1	ER2CS9456	←	*
21	457	Cover belt	1	ER2CS9457	←	*
22	458	Socket bolt	1	J1BE2-0601616	←	For cover belt (attached to gear case) *
23	459	Plain washer	1	ER1BS9436	←	For cover belt (attached to gear case) *
24	460	Spring lock washer	1	J1WS011-10060	←	For cover belt (attached to gear case) *
25	117	Packing C	1	ER2FS9117	←	For controller cover
26	109	Balancer	1	ER2FS9098	←	Single speed
				ER2FS9109	←	Dual speed
27	162	Socket bolt	3	J1BE1-0802525	←	For balancer
28	163	Spring lock washer	3	J1WS011-20080	←	For balancer
29	104	Controller cover	1	ER2FS9104	←	
30	800	Name plate B	1	ER2BJC25S9A3	ER2BJC50R9A3	For single speed
	801	Name plate B	1	ER2BJC25S9A5	←	500V Class dual speed
	802	Name plate D	1	ER2BJC25S9A6	ER2BJC50R9A6	
31	114	Pan head machine screw	2	J1AK2-5001212	←	For cover suspender (attached to controller cover)
32	153	Socket bolt with spring lock washer	4	J1BG2-0604024	←	For controller cover

\* Included in Gear case F assembly.(P34)

# Controller cover electric component (Inverter dual speed)

ER2-025IS,ER2-050IS



# Controller cover electric component (Inverter dual speed)

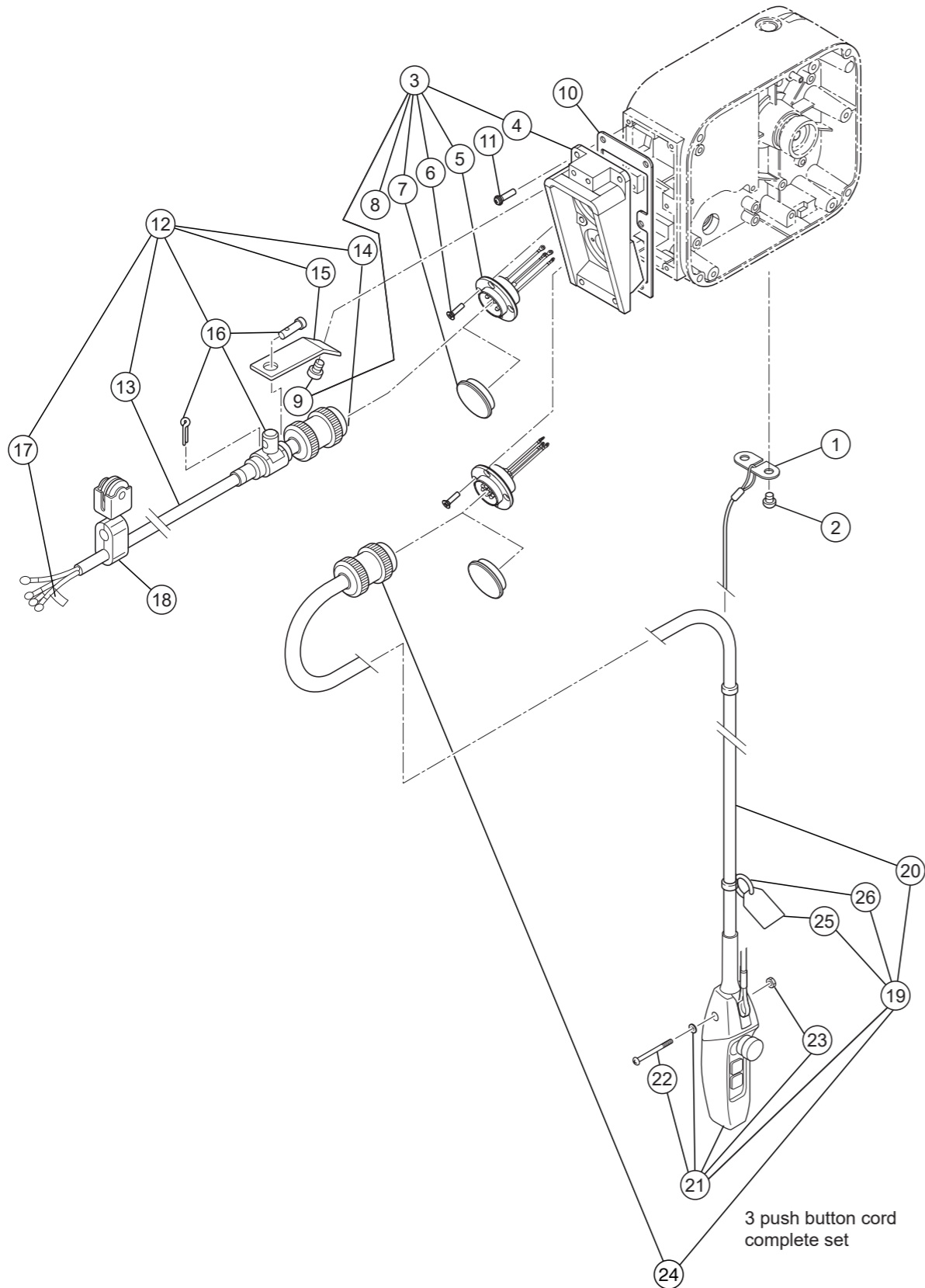
ER2-025IS,ER2-050IS

Figure No.	Part Number	Part Name	Quantity per unit	ER2-F		Remark
				ER2-025IS	ER2-050IS	
1	1060	Limit switch complete set	1	ER2CI1060	←	
2	124	Socket bolt with spring lock washer	3	J1BG1-0601212	←	For limit switch
3	554	LS harness	1	ER2CI9554	←	
4	1441	Plate assembly	1	ER2BFC2015A2	←	230V Class
				ER2BFY2015A2	←	400V Class
				ER2BHE2015A2	←	230/460V(230V) Class
				ER2BHN2015A2	←	230/460V(460V) Class
5	441	Plate	1	ER2EI9441	←	
6	445	Plate screw	3	ER1BS9445	←	
7	448	Bushing	1	ECP99JBAC	←	For interface board fixing
8	1571	Inverter assembly	1	INV637C21	←	230V Class
				INV637Y21	←	400V Class
				INV637H21	←	230/460V(230V) Class
				INV637M21	←	230/460V(460V) Class
9	508	Interface board	1	ECP91KB01	←	
				ECP91KB02	←	230/460V Class
10	509	Board support	1	ECP99BKAA	←	
11	577	Transformer	1	TRF12C212	←	230V Class
				TRF12Y212	←	400V Class
				TRF32C612	←	230/460V(230V) Class
				TRF32N612	←	230/460V(460V) Class
12	598	Rectifier	1	ECP94DIAA	←	
28	583	Lead wire	1	ER2BEE2019A2	←	
				ER2BHE2019A2	←	230/460V Class
29	601	Terminal plate 6P	1	ECP1306AF	←	230/460V Class
13	449	Fulcrum pin	1	ER2CS9449	←	Plate rotation center pin *
14	456	Cover suspender	1	ER2CS9456	←	*
15	457	Cover belt	1	ER2CS9457	←	*
16	458	Socket bolt	1	J1BE2-0601616	←	For cover belt (attached to gear case) *
17	459	Plain washer	1	ER1BS9436	←	For cover belt (attached to gear case) *
18	460	Spring lock washer	1	J1WS011-10060	←	For cover belt (attached to gear case) *
19	117	Packing C	1	ER2FS9117	←	For controller cover
20	2104	Controller cover assembly	1	ER2FI2104	←	230V, 230/460V(230V) Class
				ER2FI1104	←	400V, 230/460V(460V) Class
21	104	Controller cover	1	ER2FI9104	←	
22	185	Resistor cover	1	ER2EI9185	←	
23	5505	Braking resistor assembly	1	INV735E16	←	230V, 230/460V(230V) Class
				INV735Y16	←	400V, 230/460V(460V) Class
24	800	Name plate B	1	ER2BJC2519A3	ER2BJC50K9A3	
25	114	Pan head machine screw	2	J1AK2-5001212	←	For cover suspender (attached to controller cover)
26	153	Socket bolt	4	J1BE2-0604024	←	For controller cover
27	154	Toothed lock washer	4	J1WH012-10060	←	For controller cover

\* Included in Gear case F assembly.(P34)

# Power supply cable, push button (Plug connection)

## ER2-025S/IS/SD,ER2-050S/IS/SD



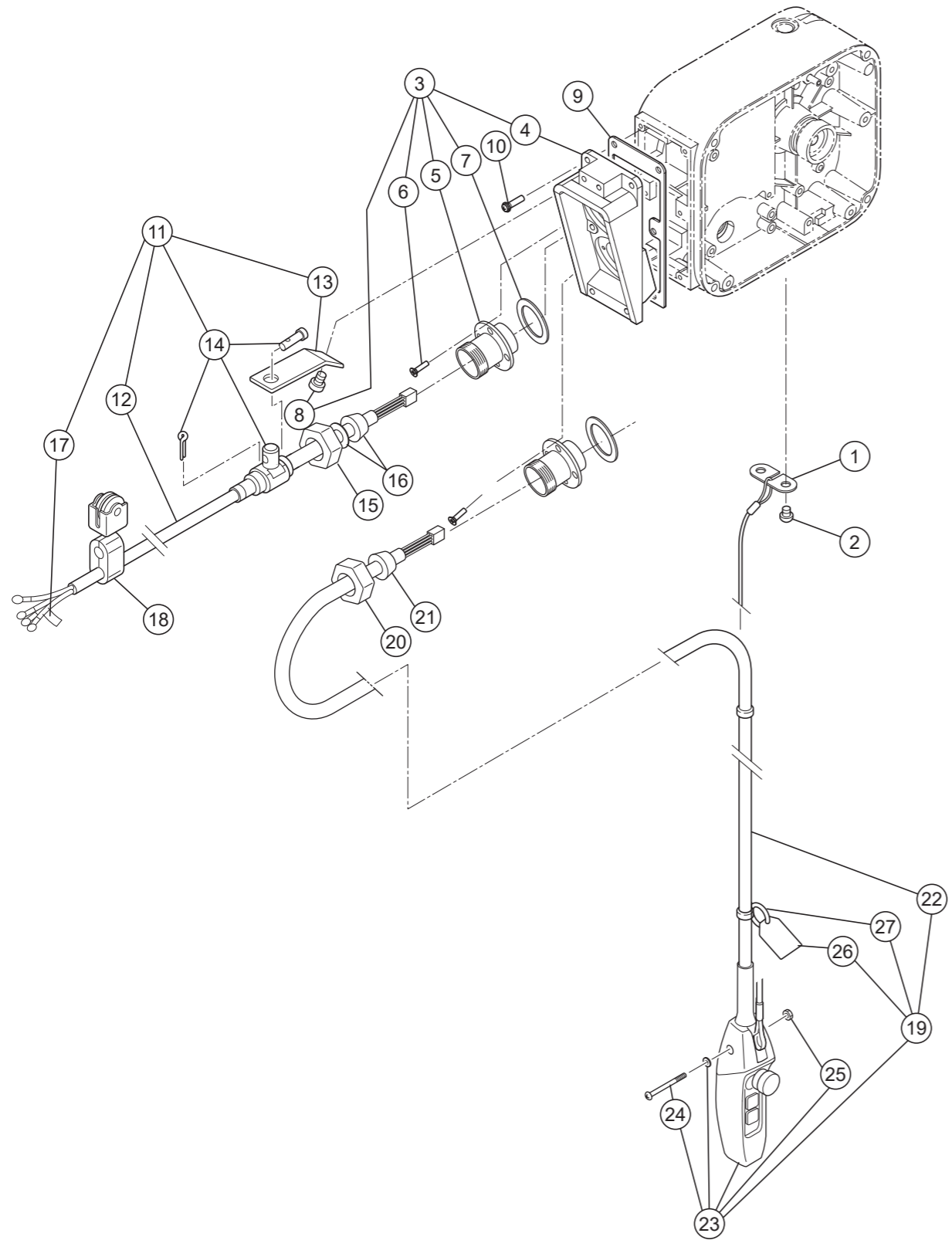
# Power supply cable, push button (Plug connection)

## ER2-025S/IS/SD,ER2-050S/IS/SD

Figure No.	Part Number	Part Name	Quantity per unit	ER2-F		Remark
				ER2-025S/IS/SD	ER2-050S/IS/SD	
1	535	Cord support (wire stopper)	1	ER1BS9534	←	
2	536	Machine screw with spring washer	2	J1AP2-5001212	←	For cord support L
3	1511	Socket frame complete set	1	ER2ES3511	←	230V, 400V, 500V Class
				ER2ES4511	←	230/460V Class
				ER2EI3511	←	230V, 400V Class dual speed
				ER2EI4511	←	230/460V Class dual speed
				ER2EB3511	←	500V Class dual speed
4	511	Socket frame	1	ER2CS9511	←	
5	1523	Socket 4P assembly	1	ER2ES1523	←	230V, 400V, 500V Class
				ER2ES2523	←	230/460V Class
				ER2EI1523	←	230V, 400V Class dual speed
				ER2EI2523	←	230/460V Class dual speed
				ER2ES1523	←	500V Class dual speed
6	537	Tapping flat head machine screw	8	E6SE003S9551	←	For socket 4P, 8P
7	538	Socket cover 4P	2	E0YS005-9973	←	For socket 4P, 8P; Attached upon assembly packaging
8	1564	Socket 8P assembly	1	ER2CS2564	←	230V, 400V, 500V Class
				ER2CS2564	←	230/460V Class
				ER2EI2564	←	230V, 400V Class dual speed
				ER2EI2564	←	230/460V Class dual speed
				ER2CB2564	←	500V Class dual speed
9	546	Machine screw with spring washer	2	J1AP2-6001616	←	For cable arm
10	512	Socket frame packing	1	ER2CS9512	←	For socket frame
11	516	Machine screw with spring washer	6	J1AP2-5002020	←	For socket frame
12	1521	Power supply cable assembly	1	ZBZA12AJ1000	←	
13	521	Cable	1	ZBZA12AH1000	←	230/460V Class
				Z2CU402-0000	←	
14	522	Plug 4P	1	ZDCC402-0000	←	230/460V Class
				ECP2304AE	←	
15	541	Cable support arm	1	ECP2304AF	←	230/460V Class
				ER1BS9541	←	
16	1542	Cable support 14 assembly	1	E4YS005-2822	←	
17	823	Name plate G	1	M3ES010-1724	←	230/460V Class
				E6LE010S9806	←	
18	1527	Cable hanger 14 assembly	n	E6AX003S1527	←	
				M3YS010-1733	←	230/460V Class
19	1557	Push button cord EH complete set	1	ZB10025W1000	←	230V, 400V, 500V Class
				ZB10025I5000	←	230/460V Class
				ZB20025W1000	←	230V, 400V, 500V Class dual speed
				ZB20025I5000	←	230/460V Class dual speed
				Z3CR401-0000	←	230V, 400V, 500V Class
20	557	Cable	1	Z3CH401-0000	←	230/460V Class
				Z3CR501-0000	←	230V, 400V, 500V Class dual speed
				Z3CH601-0000	←	230/460V Class dual speed
				SWDB100AA	←	230V, 400V, 500V Class
21	1561	3 push button switch assembly	1	SWDH100AA	←	230/460V Class
				SWDB200AA	←	230V, 400V, 500V Class dual speed
				SWDH200AA	←	230/460V Class dual speed
				J1AP2-4002608	←	
22	626	Machine screw with spring washer	1	J1AN004-10040	←	
23	627	Nut	1			
24	566	Plug 8P	1	ECP2108AA	←	Single speed
				ECP2108AB	←	Dual speed
25	567	Warning tag PB	1	SWD9013AB	←	
				SWD9013AD	←	230/460V Class
26	568	Tag holder	1	E7SE003S9787	←	

# Power supply cable, push button (Direct connection)

ER2-025S/IS,ER2-050S/IS



3 push button cord complete set

# Power supply cable, push button (Direct connection)

ER2-025S/IS,ER2-050S/IS

Figure No.	Part Number	Part Name	Quantity per unit	ER2-F		Remark
				ER2-025S/IS	ER2-050S/IS	
1	535	Cord support(wire stopper)	1	ER1BS9534	←	
2	536	Machine screw with spring washer	2	J1AP2-5001212	←	For cord support L
3	2511	Socket frame complete set	1	ER2CS2511	←	
4	511	Socket frame	1	ER2CS9511	←	
5	575	Holder C	2	ECP5924AL	←	
6	517	Tapping machine screw	8	ER1BS9517	←	For holder C
7	568	Holder packing	2	ECP5924AM	←	For holder C
8	546	Machine screw with spring washer	2	J1AP2-6001616	←	For cable support arm
9	512	Socket frame packing	1	ER2CS9512	←	
10	516	Machine screw with spring washer	6	J1AP2-5002020	←	For socket frame
11	1521	Power supply cable assembly	1	ZBZB12AJ1000	←	
12	521	Cable	1	Z2CU402-0000	←	
13	541	Cable support arm	1	ER1BS9541	←	
14	1542	Cable support 14 assembly	1	E4YS005-2822	←	
15	569	Holder A	1	ECP5924AA	←	
16	574	Cable packing	1	ECP6914AA	←	
17	823	Name plate G	1	E6LE010S9806	←	
18	1527	Cable hanger 14 assembly	n	E6AX003S1527	←	
19	1557	Push button cord EH complete set	1	ZBS0025W1000	←	Single speed
				ZBD0025W1000	←	Dual speed
20	341	Holder A	1	ECP5924AA	←	
21	351	Cable packing	1	ECP6912AA	←	Single speed
				ECP6914AA	←	Dual speed
22	557	Cable	1	Z3CR401-0000	←	Single speed
				Z3CR501-0000	←	Dual speed
23	1561	3 push button switch assembly	1	SWDB100AA	←	Single speed
				SWDB200AA	←	Dual speed
24	626	Machine screw with spring washer	1	J1AP2-4002608	←	
25	627	Nut	1	J1AN004-10040	←	
26	567	Warning tag PB	1	SWD9013AB	←	
27	568	Tag holder	1	E7SE003S9787	←	





**KITO**<sup>®</sup>